



ANDY BESHEAR
GOVERNOR

501 HIGH STREET, 3RD FLOOR
FRANKFORT, KENTUCKY 40601
PHONE: (502) 564-7430
FAX (502) 564-7603
[HTTPS://PERSONNEL.KY.GOV](https://PERSONNEL.KY.GOV)

MARY ELIZABETH BAILEY
SECRETARY

February 28, 2026

The Honorable Andy Beshear
Governor of Kentucky
State Capitol Building
Frankfort, Kentucky 40601

Re: Fourth Quarter KEHP Trust Fund Status Report period ending December 31, 2025

Dear Governor Beshear:

Kentucky Revised Statute (KRS) 18A.2254 directs the Public Employee Health Insurance Program to submit quarterly reports on the status of the Kentucky Employees' Health Plan (KEHP) Trust Fund to the Governor, Interim Joint Committee on Appropriations and Revenue, Kentucky Group Health Insurance Board, and the Advisory Committee of State Health Insurance Subscribers.

The attached report includes, as of December 31st, 2025:

1. The current balance of the trust fund;
2. A detailed description of all income to the trust fund;
3. A detailed description of all receipts due to the trust fund;
4. The total amount of payments made for claims from the trust fund;
5. A detailed description of all payments made to program administrators;
6. Current enrollment data;
7. Other information provided by the Secretary;
8. Other information requested by the Interim Joint Committee on Appropriations and Revenue; and

Kentucky Employees' Health Plan – Status Report

4th Quarter, 2025

Page 2

9. Additional reports provided for Second and Fourth quarter reports:
- a. A projection of medical claims incurred but not yet reported that are considered liabilities to the trust fund;
 - b. A statement of any other trust fund liabilities;
 - c. A detailed calculation of premium rates, including base claims, trend assumptions, administrative fees, and any benefit and plan changes;
 - d. A detailed description of the current in-state and out-of-state networks provided under the plan; and
 - e. Specific data regarding the TPA's performance, including:
 - i. Results or outcomes of disease management and wellness programs;
 - ii. Results of case management audits, educational and communication efforts; and
 - iii. Comparison of actual measurable results to contract performance guarantees.

If you have any questions or need additional information, please feel free to contact my office at 564-0358.

Sincerely,



Mary Elizabeth Bailey
Secretary

Kentucky Employees' Health Plan – Status Report

4th Quarter, 2025

Page 3

1. Current Trust Fund Balance:

As of December 31st, 2025, the balance of the self-insurance trust fund was \$21,561,565.77, which includes accounting for the 2016–2025 plan years, including reserves for Healthcare Reimbursement Arrangements (HRA) and Flexible Spending Accounts (FSA). Along with the detailed transactions, summary reports for each plan year, as well as a combined summary, have been provided.

2-5. Detailed Description of Trust Fund Transactions:

Detailed transactions of the trust fund are contained in **Attachment A**. Monthly detailed transaction reports have been provided to the Legislative Research Commission. A month-by-month summary of the trust fund accounting by premiums, interest income, drug rebates, claims, and ASO fees is included as **Attachment B**.

6. Current Enrollment Data:

A chart detailing the number of plan holders and the number of dependents covered under the plan is included as **Attachment C**. The totals shown reflect the same information as provided in the previous report, updated to include the most recent quarter's data.

7. Additional Information Provided by the Secretary of the Personnel Cabinet:

No additional information has been requested for inclusion in this report.

8. Additional Information as Requested by the Committee:

No additional information has been requested by the Committee for inclusion in this report.

9. Additional reports provided for Second and Fourth quarter reports:

a. A projection of medical claims incurred but not reported that are considered liabilities to the trust fund:

KEHP's actuarial consultant, Aon, has compiled a statement of medical claims incurred but not yet reported (IBNR). This report is included as **Attachment D**.

b. A statement of any other trust fund liabilities:

A statement of other trust fund liabilities for the fiscal year ending June 30, 2025, was filed with the annual financial statement for the Kentucky Employees' Health Plan.

c. A detailed calculation of premium rates including base claims, trend assumptions, administrative fees and any benefit and plan changes:

As required by KRS 18A.2254(1)(a), premium rates for the 2025 Plan Year were set forth in the 2025 KEHP Benefits Selection Guide, which was filed as a part of and appended to 101 KAR 2:210 on September 15, 2020.

**Kentucky Employees' Health Plan – Status
Report 4th Quarter, 2025**

Page 4

d. A detailed description of the current in-state and out-of-state networks provided under the plan: Due to the addition of new providers and termination of established providers, provider networks change on a continuous basis and printed directories are often obsolete. As a result, KEHP's Medical Third Party Administrator (TPA) Anthem advocates the use of their on-line provider directories, and updates them at least weekly. The link to Anthem's Find A Doctor provides the capability to search for a provider based on provider type and location. Anthem's dedicated KEHP Customer Service Center can provide additional assistance in locating a participating provider by calling 1-844-402-KEHP (5347). As of the date of this report, notwithstanding normal provider contracting activities, there are no proposed network changes.

e. Specific data regarding the TPA and program administrator performance, including:

i. Results or outcomes of disease management and wellness programs, case management audits, and member communication and education:

Attachment E contains results and outcomes based on engagement in the numerous disease management and wellness programs offered by KEHP. Our disease management provider, Anthem aggregates the information for this report.

ii. Attachment E also details the education, engagement, and communications efforts undertaken by the Department of Employee Insurance in administering the KEHP on behalf of the Personnel Cabinet.

iii. Comparison of actual measurable results to contract performance guarantees:

A listing of operational performance guarantees of KEHP's Third Party Administrator, Anthem, are included as **Attachment F**. Anthem met all Performance Guarantee for the year.

Contract performance results of KEHP's Pharmacy Benefits Manager (PBM), CVS Caremark, are included in this report as **Attachment G**. CVS met all performance guarantees for the year.

Contract performance results of KEHP's HRA/FSA/COBRA Benefits Manager, HealthEquity, (formerly known as WageWorks) are included in this report as **Attachment H**. HealthEquity's met all performance guarantees for the 4th quarter.

A listing of operational performance guarantees of KEHP's in-person wellness programming support, WebMD, are included in this report as **Attachment I**. WebMD met all performance guarantees for the year.

October 2025 Cash Transaction Report

DATE	DESCRIPTION	AMOUNT	LRC Code	LRC Description	PL/YR
	October Beginning Balance	\$246,699,529.02			
10/6/2025	Repayments - WW - CDHP - HRA - 2021	27.60	213	HRA Embedded Claims - Wage Works	2021
10/6/2025	Repayments - WW - HRA Waiver 2016 - 2021	324.20	214	HRA Waiver Claims - Wage Works	2021
10/29/2025	Humana Health Recoveries Plan year 2021	4,689.38	201	Medical Claims - Humana	2021
10/6/2025	claims 2021	28.07	210	Medical Claims - Anthem	2021
10/14/2025	claims 2021	90.10	210	Medical Claims - Anthem	2021
10/20/2025	claims 2021	150,516.04	210	Medical Claims - Anthem	2021
10/28/2025	claims 2021	(245,930.66)	210	Medical Claims - Anthem	2021
10/22/2025	UNCLAIMED PROPERTY - CDHPHRA 2021	(147.38)	213	HRA Embedded Claims - Wage Works	2021
10/22/2025	UNCLAIMED PROPERTY - CDHPHRA 2023	(7,436.62)	213	HRA Embedded Claims - Wage Works	2021
10/22/2025	UNCLAIMED PROPERTY - WHRA 2023	(4,405.39)	214	HRA Waiver Claims - Wage Works	2021
10/6/2025	Repayments - WW - HRA Waiver 2024	264.74	214	HRA Waiver Claims - Wage Works	2022
10/9/2025	2022 CVS rebate for 2nd Qtr 2025	(29,588.94)	121	Drug Rebates - CVS	2022
10/6/2025	claims 2022	(5,708.72)	210	Medical Claims - Anthem	2022
10/14/2025	claims 2022	35,356.23	210	Medical Claims - Anthem	2022
10/20/2025	claims 2022	34,694.18	210	Medical Claims - Anthem	2022
10/28/2025	claims 2022	(25,123.37)	210	Medical Claims - Anthem	2022
10/2/2025	Replacement payment of CDHPHRA escheated check	(672.01)	213	HRA Embedded Claims - Wage Works	2022
10/2/2025	Replacement payment of WHRA escheated check	(321.30)	214	HRA Waiver Claims - Wage Works	2022
10/2/2025	Replacement payment of CDHPHRA escheated check	(121.52)	213	HRA Embedded Claims - Wage Works	2022
10/2/2025	Replacement payment of CDHPHRA escheated check	(526.69)	213	HRA Embedded Claims - Wage Works	2022
10/2/2025	Replacement payment of CDHPHRA escheated check	(626.96)	213	HRA Embedded Claims - Wage Works	2022
10/2/2025	Replacement payment of CDHPHRA escheated check	(179.90)	213	HRA Embedded Claims - Wage Works	2022
10/2/2025	Replacement payment of CDHPHRA escheated check	(108.09)	213	HRA Embedded Claims - Wage Works	2022
10/2/2025	Replacement payment of CDHPHRA escheated check	(119.92)	213	HRA Embedded Claims - Wage Works	2022
10/2/2025	Replacement payment of WHRA escheated check	(1,091.67)	214	HRA Waiver Claims - Wage Works	2022
10/2/2025	Replacement payment of WHRA escheated check	(104.82)	214	HRA Waiver Claims - Wage Works	2022
10/2/2025	Replacement payment of WHRA escheated check	(748.34)	214	HRA Waiver Claims - Wage Works	2022
10/2/2025	Replacement payment of WHRA escheated check	(296.44)	214	HRA Waiver Claims - Wage Works	2022
10/2/2025	Replacement payment of WDVHRA escheated check	(287.00)	214	HRA Waiver Claims - Wage Works	2022
10/2/2025	Replacement payment of WHRA escheated check	(221.75)	214	HRA Waiver Claims - Wage Works	2022
10/2/2025	Replacement payment of WDVHRA escheated check	(224.97)	214	HRA Waiver Claims - Wage Works	2022
10/2/2025	Replacement payment of CDHPHRA escheated check	(134.89)	213	HRA Embedded Claims - Wage Works	2022
10/2/2025	Replacement payment of CDHPHRA escheated check	(49.08)	213	HRA Embedded Claims - Wage Works	2022
10/22/2025	UNCLAIMED PROPERTY - CDHPHRA 2022	(5,429.92)	213	HRA Embedded Claims - Wage Works	2022
10/22/2025	UNCLAIMED PROPERTY - WDVHRA 2022	(243.96)	214	HRA Waiver Claims - Wage Works	2022
10/22/2025	UNCLAIMED PROPERTY - WDVHRA 2023	(833.84)	214	HRA Waiver Claims - Wage Works	2022
10/22/2025	UNCLAIMED PROPERTY - WHRA 2022	(967.43)	214	HRA Waiver Claims - Wage Works	2022
10/30/2025	Claims 2022	(22,587.40)	310	Pharmacy Claims - CVS	2022
10/6/2025	Repayments - WW - HRA Waiver 2023	80.49	214	HRA Waiver Claims - Wage Works	2023
10/6/2025	Repayments - WW - HRA Waiver D/V 2023	89.00	214	HRA Waiver Claims - Wage Works	2023
10/9/2025	2023 CVS rebate for 2nd Qtr 2025	433,954.81	121	Drug Rebates - CVS	2023
10/31/2025	Escheated - WW - CDHPHRA - 2023	3,815.70	213	HRA Embedded Claims - Wage Works	2023
10/31/2025	Escheated - WW - WDVHRA 2023	670.34	214	HRA Waiver Claims - Wage Works	2023
10/31/2025	Escheated - WW - WHRA - 2023	341.02	214	HRA Waiver Claims - Wage Works	2023
10/10/2025	HRA Waiver Dental/Vision 2025	2,996.00	102	HRA Waiver Contribution	2023
10/6/2025	claims 2023	(65,571.93)	210	Medical Claims - Anthem	2023
10/14/2025	claims 2023	(12,506.80)	210	Medical Claims - Anthem	2023
10/20/2025	claims 2023	(71,997.64)	210	Medical Claims - Anthem	2023
10/28/2025	claims 2023	72,043.43	210	Medical Claims - Anthem	2023
10/2/2025	Replacement payment of CDHPHRA escheated check	(278.00)	213	HRA Embedded Claims - Wage Works	2023
10/2/2025	Replacement payment of WDVHRA escheated check	(2,996.00)	214	HRA Waiver Claims - Wage Works	2023
10/2/2025	Replacement payment of CDHPHRA escheated check	(506.13)	213	HRA Embedded Claims - Wage Works	2023
10/2/2025	Replacement payment of CDHPHRA escheated check	(320.00)	213	HRA Embedded Claims - Wage Works	2023
10/2/2025	Replacement payment of CDHPHRA escheated check	(412.96)	213	HRA Embedded Claims - Wage Works	2023
10/2/2025	Replacement payment of CDHPHRA escheated check	(144.62)	213	HRA Embedded Claims - Wage Works	2023
10/2/2025	Replacement payment of CDHPHRA escheated check	(139.00)	213	HRA Embedded Claims - Wage Works	2023
10/2/2025	Replacement payment of CDHPHRA escheated check	(205.87)	213	HRA Embedded Claims - Wage Works	2023
10/2/2025	Replacement payment of CDHPHRA escheated check	(115.59)	213	HRA Embedded Claims - Wage Works	2023
10/2/2025	Replacement payment of CDHPHRA escheated check	(145.24)	213	HRA Embedded Claims - Wage Works	2023
10/2/2025	Replacement payment of CDHPHRA escheated check	(119.92)	213	HRA Embedded Claims - Wage Works	2023
10/2/2025	Replacement payment of WHRA escheated check	(212.00)	214	HRA Waiver Claims - Wage Works	2023
10/2/2025	Replacement payment of WDVHRA escheated check	(124.00)	214	HRA Waiver Claims - Wage Works	2023
10/2/2025	Replacement payment of WDVHRA escheated check	(645.51)	214	HRA Waiver Claims - Wage Works	2023
10/2/2025	Replacement payment of WDVHRA escheated check	(391.50)	214	HRA Waiver Claims - Wage Works	2023
10/2/2025	Replacement payment of WDVHRA escheated check	(313.00)	214	HRA Waiver Claims - Wage Works	2023
10/2/2025	Replacement payment of WDVHRA escheated check	(343.74)	214	HRA Waiver Claims - Wage Works	2023
10/2/2025	Replacement payment of WHRA escheated check	(408.56)	214	HRA Waiver Claims - Wage Works	2023
10/2/2025	Replacement payment of CDHPHRA escheated check	(100.00)	213	HRA Embedded Claims - Wage Works	2023
10/2/2025	Replacement payment of CDHPHRA escheated check	(146.38)	213	HRA Embedded Claims - Wage Works	2023
10/10/2025	Replacement payment of CDHPHRA escheated check	(500.00)	213	HRA Embedded Claims - Wage Works	2023
10/10/2025	Replacement payment of CDHPHRA escheated check	(200.27)	213	HRA Embedded Claims - Wage Works	2023
10/14/2025	Replacement payment of WDVHRA escheated check	(296.00)	214	HRA Waiver Claims - Wage Works	2023
10/17/2025	Replacement payment of CDHPHRA escheated check	(134.00)	213	HRA Embedded Claims - Wage Works	2023
10/17/2025	Replacement payment of CDHPHRA escheated check	(154.90)	213	HRA Embedded Claims - Wage Works	2023
10/17/2025	Replacement payment of WHRA escheated check	(580.00)	214	HRA Waiver Claims - Wage Works	2023
10/17/2025	Replacement payment of WHRA escheated check	(125.08)	214	HRA Waiver Claims - Wage Works	2023

October 2025 Cash Transaction Report

DATE	DESCRIPTION	AMOUNT	LRC Code	LRC Description	PL/YR
10/8/2025	Claims 2023	(543.30)	310	Pharmacy Claims - CVS	2023
10/10/2025	Claims 2023	2.06	310	Pharmacy Claims - CVS	2023
10/23/2025	CDHPHRA Claims 2023	(48.00)	213	HRA Embedded Claims - Wage Works	2023
10/30/2025	Claims 2023	(13,185.08)	310	Pharmacy Claims - CVS	2023
10/6/2025	Repayments - WW - CDHP HRA 2024	956.75	213	HRA Embedded Claims - Wage Works	2024
10/6/2025	Repayments - WW - HRA Waiver 2024	2,450.00	214	HRA Waiver Claims - Wage Works	2024
10/6/2025	Repayments - WW - HRA Waiver D/V 2024	431.96	214	HRA Waiver Claims - Wage Works	2024
10/9/2025	2024 CVS rebate for 2nd Qtr 2025	1,125,259.02	121	Drug Rebates - CVS	2024
10/22/2025	Anthem Performance Guarantee 2025	3,307.01	215	Anthem Admin	2024
10/30/2025	Fraud Repayments - WW - CDHP - HRA - 08/2025	27,766.14	213	HRA Embedded Claims - Wage Works	2024
10/30/2025	Fraud Repayments - WW - HRA Waiver 08/2025	4,980.00	214	HRA Waiver Claims - Wage Works	2024
10/30/2025	Fraud Repayments - WW - HRA Waiver D/V 08/2025	9,192.00	214	HRA Waiver Claims - Wage Works	2024
10/31/2025	Escheated - WW - CDHPHRA - 2024	1,523.65	213	HRA Embedded Claims - Wage Works	2024
10/31/2025	Escheated - WW - WDVHRA 2024	328.08	214	HRA Waiver Claims - Wage Works	2024
10/31/2025	Escheated - WW - WHRA - 2024	2,284.50	214	HRA Waiver Claims - Wage Works	2024
10/6/2025	claims 2024	(250,074.58)	210	Medical Claims - Anthem	2024
10/14/2025	claims 2024	(372,113.65)	210	Medical Claims - Anthem	2024
10/20/2025	claims 2024	49,880.60	210	Medical Claims - Anthem	2024
10/28/2025	claims 2024	(208,870.44)	210	Medical Claims - Anthem	2024
10/1/2025	HRA WAIVER D/V Claims 2024	(169.00)	214	HRA Waiver Claims - Wage Works	2024
10/6/2025	CDHPHRA Claims 2024	(470.00)	213	HRA Embedded Claims - Wage Works	2024
10/8/2025	Claims 2024	(5,787.31)	310	Pharmacy Claims - CVS	2024
10/10/2025	Claims 2024	766.94	310	Pharmacy Claims - CVS	2024
10/15/2025	HRA WAIVER Claims 2024	(1,362.62)	214	HRA Waiver Claims - Wage Works	2024
10/17/2025	CDHPHRA Claims 2024	5.07	213	HRA Embedded Claims - Wage Works	2024
10/20/2025	Claims 2024	(258.16)	310	Pharmacy Claims - CVS	2024
10/28/2025	CDHPHRA Claims 2024	2,937.00	213	HRA Embedded Claims - Wage Works	2024
10/30/2025	Claims 2024	(589.33)	310	Pharmacy Claims - CVS	2024
11/4/2025	Investment Income	915,306.38	110	Investment Income	2025
10/8/2025	HRA Waiver 2025	307,650.00	102	HRA Waiver Contribution	2025
10/8/2025	Health Insurance Premiums 2025	18,121,288.06	101	Premiums	2025
10/23/2025	HRA Waiver 2025	317,012.50	102	HRA Waiver Contribution	2025
10/23/2025	Health Insurance Premiums 2025	18,292,786.69	101	Premiums	2025
10/1/2025	Health Insurance Premiums 2025	474.52	101	Premiums	2025
10/13/2025	HRA Waiver 2025	87.50	102	HRA Waiver Contribution	2025
10/13/2025	Health Insurance Premiums 2025	5,675.94	101	Premiums	2025
10/16/2025	Health Insurance Premiums 2025	465.38	101	Premiums	2025
10/20/2025	Health Insurance Premiums 2025	993.61	101	Premiums	2025
10/29/2025	HRA Waiver 2025	262.50	102	HRA Waiver Contribution	2025
10/29/2025	Health Insurance Premiums 2025	11,253.67	101	Premiums	2025
10/30/2025	Health Insurance Premiums 2025	26.73	101	Premiums	2025
10/31/2025	Health Insurance Premiums 2025	930.76	101	Premiums	2025
10/1/2025	Health Insurance Premiums 2025	61,837.43	101	Premiums	2025
10/1/2025	HRA Dental/Vision 2025	3,500.00	102	HRA Waiver Contribution	2025
10/1/2025	HRA Waiver 2025	1,837.50	102	HRA Waiver Contribution	2025
10/2/2025	Health Insurance Premiums 2025	391.16	101	Premiums	2025
10/1/2025	Health Insurance Premiums 2025	1,009,577.91	101	Premiums	2025
10/1/2025	HRA Waiver 2025	700.00	102	HRA Waiver Contribution	2025
10/1/2025	HRA Waiver Dental/Vision 2025	350.00	102	HRA Waiver Contribution	2025
10/2/2025	Health Insurance Premiums 2025	187.51	101	Premiums	2025
10/2/2025	Health Insurance Premiums 2025	2,564,756.95	101	Premiums	2025
10/2/2025	HRA Waiver 2025	8,225.00	102	HRA Waiver Contribution	2025
10/2/2025	HRA Waiver Dental/Vision 2025	6,650.00	102	HRA Waiver Contribution	2025
10/3/2025	Health Insurance Premiums 2025	119,721.04	101	Premiums	2025
10/3/2025	Health Insurance Premiums 2025	486.61	101	Premiums	2025
10/3/2025	Health Insurance Premiums 2025	491,246.99	101	Premiums	2025
10/3/2025	HRA Waiver 2025	175.00	102	HRA Waiver Contribution	2025
10/3/2025	HRA Waiver Dental/Vision 2025	350.00	102	HRA Waiver Contribution	2025
10/6/2025	Health Insurance Premiums 2025	836.64	101	Premiums	2025
10/6/2025	Health Insurance Premiums 2025	450,792.78	101	Premiums	2025
10/6/2025	Health Insurance Premiums 2025	468,797.62	101	Premiums	2025
10/6/2025	Repayments - WW - CDHP HRA 2025	454.29	213	HRA Embedded Claims - Wage Works	2025
10/7/2025	Health Insurance Premiums 2025	53.46	101	Premiums	2025
10/7/2025	Health Insurance Premiums 2025	7,802.88	101	Premiums	2025
10/7/2025	HRA Waiver 2025	350.00	102	HRA Waiver Contribution	2025
10/7/2025	HRA Waiver Dental/Vision 2025	175.00	102	HRA Waiver Contribution	2025
10/7/2025	Health Insurance Premiums 2025	68,324.18	101	Premiums	2025
10/8/2025	Health Insurance Premiums 2025	398.92	101	Premiums	2025
10/8/2025	Health Insurance Premiums 2025	666,825.22	101	Premiums	2025
10/8/2025	HRA Waiver 2025	5,075.00	102	HRA Waiver Contribution	2025
10/8/2025	HRA Waiver Dental/Vision 2025	1,575.00	102	HRA Waiver Contribution	2025
10/9/2025	Health Insurance Premiums 2025	326.51	101	Premiums	2025
10/9/2025	Health Insurance Premiums 2025	241,527.86	101	Premiums	2025
10/9/2025	HRA Waiver 2025	175.00	102	HRA Waiver Contribution	2025
10/9/2025	Health Insurance Premiums 2025	467.72	101	Premiums	2025
10/9/2025	Fayette Co BOE 09-2025 Health	869,975.71	101	Premiums	2025
10/9/2025	2025 CVS rebate for 2nd Qtr 2025	92,039,770.14	121	Drug Rebates - CVS	2025
10/9/2025	2025 CVS rebate for 2nd Qtr 2025	18,412,827.83	121	Drug Rebates - CVS	2025

October 2025 Cash Transaction Report

DATE	DESCRIPTION	AMOUNT	LRC Code	LRC Description	PL/YR
10/10/2025	Health Insurance Premiums 2025	68.53	101	Premiums	2025
10/10/2025	Health Insurance Premiums 2025	41,509.84	101	Premiums	2025
10/10/2025	HRA Waiver 2025	175.00	102	HRA Waiver Contribution	2025
10/10/2025	HRA Waiver Dental/Vision 2025	175.00	102	HRA Waiver Contribution	2025
10/14/2025	Health Insurance Premiums 2025	378.83	101	Premiums	2025
10/14/2025	Health Insurance Premiums 2025	76,387.04	101	Premiums	2025
10/14/2025	HRA Waiver 2025	175.00	102	HRA Waiver Contribution	2025
10/14/2025	Health Insurance Premiums 2025	303,686.64	101	Premiums	2025
10/14/2025	HRA Waiver 2025	175.00	102	HRA Waiver Contribution	2025
10/14/2025	Health Insurance Premiums 2025	31,335.12	101	Premiums	2025
10/15/2025	Health Insurance Premiums 2025	1,703.62	101	Premiums	2025
10/15/2025	Health Insurance Premiums 2025	199.46	101	Premiums	2025
10/15/2025	Health Insurance Premiums 2025	230,523.73	101	Premiums	2025
10/15/2025	HRA Waiver 2025	350.00	102	HRA Waiver Contribution	2025
10/15/2025	HRA Waiver Dental/Vision 2025	525.00	102	HRA Waiver Contribution	2025
10/16/2025	Health Insurance Premiums 2025	641.49	101	Premiums	2025
10/16/2025	Health Insurance Premiums 2025	281,638.04	101	Premiums	2025
10/16/2025	HRA Waiver Dental/Vision 2025	33,508.22	102	HRA Waiver Contribution	2025
10/16/2025	Health Insurance Premiums 2025	68.53	101	Premiums	2025
10/17/2025	Health Insurance Premiums 2025	93.46	101	Premiums	2025
10/17/2025	Health Insurance Premiums 2025	707,287.68	101	Premiums	2025
10/17/2025	HRA Waiver 2025	6,125.00	102	HRA Waiver Contribution	2025
10/17/2025	HRA Waiver Dental/Vision 2025	3,150.00	102	HRA Waiver Contribution	2025
10/20/2025	Health Insurance Premiums 2025	358.32	101	Premiums	2025
10/20/2025	Health Insurance Premiums 2025	317,611.83	101	Premiums	2025
10/20/2025	HRA Waiver 2025	175.00	102	HRA Waiver Contribution	2025
10/20/2025	Health Insurance Premiums 2025	601,364.16	101	Premiums	2025
10/20/2025	HRA Waiver 2025	1,575.00	102	HRA Waiver Contribution	2025
10/20/2025	HRA Waiver Dental/Vision 2025	350.00	102	HRA Waiver Contribution	2025
10/22/2025	Health Insurance Premiums 2025	231.62	101	Premiums	2025
10/22/2025	Health Insurance Premiums 2025	453.56	101	Premiums	2025
10/22/2025	Health Insurance Premiums 2025	949.04	101	Premiums	2025
10/22/2025	Health Insurance Premiums 2025	611,559.31	101	Premiums	2025
10/24/2025	COBRA premiums Sept 2025 - WW	155,659.60	101	Premiums	2025
10/23/2025	Health Insurance Premiums 2025	100.67	101	Premiums	2025
10/23/2025	Health Insurance Premiums 2025	284,832.06	101	Premiums	2025
10/23/2025	HRA Waiver 2025	2,975.00	102	HRA Waiver Contribution	2025
10/23/2025	HRA Waiver Dental/Vision 2025	1,050.00	102	HRA Waiver Contribution	2025
10/24/2025	Health Insurance Premiums 2025	523,945.35	101	Premiums	2025
10/24/2025	HRA Waiver 2025	700.00	102	HRA Waiver Contribution	2025
10/24/2025	HRA Waiver Dental/Vision 2025	175.00	102	HRA Waiver Contribution	2025
10/27/2025	Health Insurance Premiums 2025	137.06	101	Premiums	2025
10/27/2025	Health Insurance Premiums 2025	392,451.38	101	Premiums	2025
10/27/2025	HRA Waiver 2025	175.00	102	HRA Waiver Contribution	2025
10/27/2025	Health Insurance Premiums 2025	759,581.63	101	Premiums	2025
10/27/2025	HRA Waiver 2025	2,800.00	102	HRA Waiver Contribution	2025
10/27/2025	HRA Waiver Dental/Vision 2025	7,700.00	102	HRA Waiver Contribution	2025
10/27/2025	Health Insurance Premiums 2025	47,017.62	101	Premiums	2025
10/27/2025	HRA Waiver 2025	175.00	102	HRA Waiver Contribution	2025
10/27/2025	HRA Waiver Dental/Vision 2025	350.00	102	HRA Waiver Contribution	2025
10/28/2025	Judicial Retirement Sys health insurance premiums 10/2025	5,753.10	101	Premiums	2025
10/27/2025	Judicial Retirement Sys health insurance premiums 10/2025	81,519.26	101	Premiums	2025
10/28/2025	Legislative Retirement Sys health insurance premiums 10/2025	3,442.34	101	Premiums	2025
10/28/2025	Legislative Retirement Sys health premiums and admin fees 10/2025	25,830.70	101	Premiums	2025
10/28/2025	Health Insurance Premiums 2025	363.26	101	Premiums	2025
10/28/2025	Health Insurance Premiums 2025	58,682.38	101	Premiums	2025
10/28/2025	HRA Dental/Vision 2025	3,412.50	102	HRA Waiver Contribution	2025
10/28/2025	HRA Waiver 2025	2,100.00	102	HRA Waiver Contribution	2025
10/28/2025	Jefferson Co BOE 10/2025 Health	1,929,329.14	101	Premiums	2025
10/29/2025	Health Insurance Premiums 2025	217.67	101	Premiums	2025
10/29/2025	Health Insurance Premiums 2025	1,175,710.66	101	Premiums	2025
10/29/2025	HRA Waiver 2025	1,750.00	102	HRA Waiver Contribution	2025
10/29/2025	HRA Waiver Dental/Vision 2025	700.00	102	HRA Waiver Contribution	2025
10/30/2025	Fraud Repayments - WW - CDHP - HRA - 08/2025	8,161.44	213	HRA Embedded Claims - Wage Works	2025
10/30/2025	Fraud Repayments - WW - HRA Waiver 08/2025	6,824.18	214	HRA Waiver Claims - Wage Works	2025
10/30/2025	Fraud Repayments - WW - HRA Waiver D/V 08/2025	8,132.00	214	HRA Waiver Claims - Wage Works	2025
10/30/2025	Health Insurance Premiums 2025	68.53	101	Premiums	2025
10/30/2025	Health Insurance Premiums 2025	901,739.74	101	Premiums	2025
10/30/2025	HRA Waiver 2025	2,975.00	102	HRA Waiver Contribution	2025
10/30/2025	HRA Waiver Dental/Vision 2025	2,800.00	102	HRA Waiver Contribution	2025
10/31/2025	Health Insurance Premiums 2025	343.06	101	Premiums	2025
10/31/2025	KCTCS 10-2025 Health Ins	4,157,820.76	101	Premiums	2025
10/31/2025	KCTCS 10-2025 Health premiums	187,233.54	101	Premiums	2025
10/3/2025	Fees or members residing in other states	(78.92)	215	Anthem Admin	2025
10/6/2025	claims 2025	(32,741,049.83)	210	Medical Claims - Anthem	2025
10/9/2025	MDX/COMPASS INCENTIVES	(107,165.00)	210	Medical Claims - Anthem	2025
10/9/2025	Castlight Hub and Wellness	(1,333,777.00)	223	Castlight Admin	2025
10/14/2025	claims 2025	(32,275,105.63)	210	Medical Claims - Anthem	2025

October 2025 Cash Transaction Report

DATE	DESCRIPTION	AMOUNT	LRC Code	LRC Description	PL/YR
10/17/2025	2025 Base Administrative Service Fee	(3,986,986.60)	215	Anthem Admin	2025
10/20/2025	4C Health Solutions, Inc. Recoveries through 09/15/25	(5,430.47)	212	Medical Benefit Claims Monitoring	2025
10/20/2025	2025 Base Administrative Service Fee	(3,365.00)	215	Anthem Admin	2025
10/20/2025	claims 2025	(30,718,814.19)	210	Medical Claims - Anthem	2025
10/20/2025	Premise Health 09/2025	(143,457.22)	210	Medical Claims - Anthem	2025
10/20/2025	Rethink Benefits 09/2025	(85,264.00)	218	Rethink BH Services	2025
10/21/2025	DC FSA 2025	(1,500.80)	216	WW Health Equity Admin	2025
10/21/2025	HCDC FSA 2025	(2,665.60)	216	WW Health Equity Admin	2025
10/21/2025	HC FSA 2025	(73,782.80)	216	WW Health Equity Admin	2025
10/21/2025	HRA 2025	(340,914.00)	216	WW Health Equity Admin	2025
10/21/2025	COBRA General Notice Fee ADMIN FEES	(10,662.00)	216	WW Health Equity Admin	2025
10/21/2025	COBRA MONTHLY (PPPM) ADMIN FEES	(38,758.25)	216	WW Health Equity Admin	2025
10/21/2025	Administration of Paper Claims ADMIN FEE	(90.00)	311	CVS Admin	2025
10/21/2025	Electronic Claims Processing ADMIN FEE	(230,726.25)	311	CVS Admin	2025
10/22/2025	Administration of Paper Claims ADMIN FEE	(751.50)	311	CVS Admin	2025
10/22/2025	Electronic Claims Processing ADMIN FEE	(197,685.00)	311	CVS Admin	2025
10/22/2025	Administration of Paper Claims ADMIN FEE	(1,570.50)	311	CVS Admin	2025
10/22/2025	Appeals ADMIN FEE	(134,200.00)	311	CVS Admin	2025
10/22/2025	Claims (Bridge Supply) ADMIN FEE	(133.27)	311	CVS Admin	2025
10/22/2025	Claims (TDC PMPM) ADMIN FEE	(193,102.52)	311	CVS Admin	2025
10/22/2025	Drug Savings Review ADMIN FEE	(79,357.20)	311	CVS Admin	2025
10/22/2025	Electronic Claims Processing ADMIN FEE	(196,593.75)	311	CVS Admin	2025
10/22/2025	Enhanced Safety & Monitoring ADMIN FEE	(10,580.96)	311	CVS Admin	2025
10/22/2025	Nursing Services ADMIN FEE	(2,545.00)	311	CVS Admin	2025
10/22/2025	Pharmacy Advisor Counseling ADMIN FEE	(158,714.40)	311	CVS Admin	2025
10/22/2025	Prior Authorization ADMIN FEE	(679,440.00)	311	CVS Admin	2025
10/28/2025	MDX SAPPHIRE - SMARTSHOPPER ADMIN FEES	(78,227.05)	217	MDX Medical Admin - Compass Choice	2025
10/28/2025	MDX/COMPASS INCENTIVES	(91,500.00)	210	Medical Claims - Anthem	2025
10/28/2025	claims 2025	(28,536,258.02)	210	Medical Claims - Anthem	2025
10/29/2025	Medicare Sec Payor	(4,492.80)	210	Medical Claims - Anthem	2025
10/30/2025	WebMD DWS Expenses 09/2025	(3,748.89)	221	WebMD Admin	2025
10/30/2025	WebMD Wellbeing Consultants 09/2025	(67,808.32)	221	WebMD Admin	2025
10/30/2025	Carrum Claims 2025	(61,502.80)	211	Carrum Claims	2025
10/30/2025	Carrum Claims 2025	(52,881.38)	211	Carrum Claims	2025
10/30/2025	Castlight Hub and Wellness	(416,666.67)	223	Castlight Admin	2025
10/30/2025	Castlight Gift Cards Rewards	(594,965.00)	224	Castlight Rewards	2025
10/30/2025	Fees or members residing in other states	(109.23)	215	Anthem Admin	2025
10/30/2025	For the term of the contract, the monthly fee shall be \$85,264 (146,000 average employees per month)	(85,264.00)	218	Rethink BH Services	2025
10/31/2025	Carrum Claims 2025	(29,851.75)	211	Carrum Claims	2025
10/31/2025	Administration of Paper Claims ADMIN FEE	(1,201.50)	311	CVS Admin	2025
10/31/2025	Electronic Claims Processing ADMIN FEE	(232,211.25)	311	CVS Admin	2025
10/6/2025	Health Insurance Refund	(26.73)	101	Premiums	2025
10/10/2025	Health Insurance Refund	(64.57)	101	Premiums	2025
10/6/2025	Health Insurance Refund	(68.53)	101	Premiums	2025
10/10/2025	Health Insurance Refund	(133.46)	101	Premiums	2025
10/10/2025	Health Insurance Refund	(398.92)	101	Premiums	2025
10/6/2025	Health Insurance Refund	(716.64)	101	Premiums	2025
10/10/2025	Health Insurance Refund	(177.06)	101	Premiums	2025
10/10/2025	Health Insurance Refund	(53.46)	101	Premiums	2025
10/10/2025	Health Insurance Refund	(93.46)	101	Premiums	2025
10/10/2025	Health Insurance Refund	(53.46)	101	Premiums	2025
10/28/2025	KDE Health Insurance Premiums 2025	80,570,802.63	101	Premiums	2025
10/28/2025	KDE HRA Waiver 2025	2,153,665.50	102	HRA Waiver Contribution	2025
10/28/2025	KDE HRA Waiver Dental/Vision 2025	1,445,480.00	102	HRA Waiver Contribution	2025
10/14/2025	KRS 10-2025 health insurance premiums	27,894,519.50	101	Premiums	2025
10/28/2025	KTRS health insurance premiums 10/2025	9,511,547.74	101	Premiums	2025
10/24/2025	Velociti Frankfort Clinic Inspections CHR, 300 Bldg & 500 Mero	(1,226.04)	502	Transfer for Clinic Services	2025
10/24/2025	Sept 2025 Velociti Frankfort Clinic Inspections CANX	(408.68)	502	Transfer for Clinic Services	2025
10/15/2025	2nd Quarter FY26 DEI Transfer from 2500 Fund to 13CG	(2,154,200.00)	501	Operating Transfer/Exp & Adj	2025
10/1/2025	CDHPHRA Claims 2025	(161,870.82)	213	HRA Embedded Claims - Wage Works	2025
10/1/2025	HRA WAIVER Claims 2025	(104,450.83)	214	HRA Waiver Claims - Wage Works	2025
10/1/2025	HRA WAIVER D/V Claims 2025	(25,907.97)	214	HRA Waiver Claims - Wage Works	2025
10/1/2025	CDHPHRA Claims 2025	(264,793.28)	213	HRA Embedded Claims - Wage Works	2025
10/1/2025	HRA WAIVER Claims 2025	(138,580.58)	214	HRA Waiver Claims - Wage Works	2025
10/1/2025	HRA WAIVER D/V Claims 2025	(54,634.21)	214	HRA Waiver Claims - Wage Works	2025
10/2/2025	CDHPHRA Claims 2025	(57,899.94)	213	HRA Embedded Claims - Wage Works	2025
10/2/2025	HRA WAIVER Claims 2025	(39,498.23)	214	HRA Waiver Claims - Wage Works	2025
10/2/2025	HRA WAIVER D/V Claims 2025	(7,696.78)	214	HRA Waiver Claims - Wage Works	2025
10/3/2025	CDHPHRA Claims 2025	(131,207.77)	213	HRA Embedded Claims - Wage Works	2025
10/3/2025	HRA WAIVER Claims 2025	(82,386.37)	214	HRA Waiver Claims - Wage Works	2025
10/3/2025	HRA WAIVER D/V Claims 2025	(28,150.71)	214	HRA Waiver Claims - Wage Works	2025
10/6/2025	CDHPHRA Claims 2025	(139,737.77)	213	HRA Embedded Claims - Wage Works	2025
10/6/2025	HRA WAIVER Claims 2025	(87,822.54)	214	HRA Waiver Claims - Wage Works	2025
10/6/2025	HRA WAIVER D/V Claims 2025	(42,495.37)	214	HRA Waiver Claims - Wage Works	2025
10/7/2025	CDHPHRA Claims 2025	(256,109.93)	213	HRA Embedded Claims - Wage Works	2025
10/7/2025	HRA WAIVER Claims 2025	(172,308.35)	214	HRA Waiver Claims - Wage Works	2025
10/7/2025	HRA WAIVER D/V Claims 2025	(55,346.57)	214	HRA Waiver Claims - Wage Works	2025
10/8/2025	Claims 2025	(22,191,965.48)	310	Pharmacy Claims - CVS	2025

October 2025 Cash Transaction Report

DATE	DESCRIPTION	AMOUNT	LRC Code	LRC Description	PL/YR
10/8/2025	CDHPHRA Claims 2025	(147,977.82)	213	HRA Embedded Claims - Wage Works	2025
10/8/2025	HRA WAIVER Claims 2025	(89,937.70)	214	HRA Waiver Claims - Wage Works	2025
10/8/2025	HRA WAIVER D/V Claims 2025	(24,040.99)	214	HRA Waiver Claims - Wage Works	2025
10/9/2025	CDHPHRA Claims 2025	(62,696.00)	213	HRA Embedded Claims - Wage Works	2025
10/9/2025	HRA WAIVER Claims 2025	(36,040.07)	214	HRA Waiver Claims - Wage Works	2025
10/9/2025	HRA WAIVER D/V Claims 2025	(10,284.96)	214	HRA Waiver Claims - Wage Works	2025
10/10/2025	Claims 2025	(21,501,539.99)	310	Pharmacy Claims - CVS	2025
10/10/2025	CDHPHRA Claims 2025	(147,041.47)	213	HRA Embedded Claims - Wage Works	2025
10/10/2025	HRA WAIVER Claims 2025	(74,003.64)	214	HRA Waiver Claims - Wage Works	2025
10/10/2025	HRA WAIVER D/V Claims 2025	(33,014.61)	214	HRA Waiver Claims - Wage Works	2025
10/14/2025	CDHPHRA Claims 2025	(271,595.12)	213	HRA Embedded Claims - Wage Works	2025
10/14/2025	HRA WAIVER Claims 2025	(146,718.31)	214	HRA Waiver Claims - Wage Works	2025
10/14/2025	HRA WAIVER D/V Claims 2025	(60,504.33)	214	HRA Waiver Claims - Wage Works	2025
10/15/2025	CDHPHRA Claims 2025	(146,364.71)	213	HRA Embedded Claims - Wage Works	2025
10/15/2025	HRA WAIVER Claims 2025	(89,586.86)	214	HRA Waiver Claims - Wage Works	2025
10/15/2025	HRA WAIVER D/V Claims 2025	(24,480.06)	214	HRA Waiver Claims - Wage Works	2025
10/15/2025	CDHPHRA Claims 2025	(143,079.07)	213	HRA Embedded Claims - Wage Works	2025
10/15/2025	HRA WAIVER Claims 2025	(94,873.25)	214	HRA Waiver Claims - Wage Works	2025
10/15/2025	HRA WAIVER D/V Claims 2025	(31,597.13)	214	HRA Waiver Claims - Wage Works	2025
10/16/2025	CDHPHRA Claims 2025	(81,018.98)	213	HRA Embedded Claims - Wage Works	2025
10/16/2025	HRA WAIVER Claims 2025	(36,288.88)	214	HRA Waiver Claims - Wage Works	2025
10/16/2025	HRA WAIVER D/V Claims 2025	(10,056.78)	214	HRA Waiver Claims - Wage Works	2025
10/17/2025	CDHPHRA Claims 2025	(134,974.50)	213	HRA Embedded Claims - Wage Works	2025
10/17/2025	HRA WAIVER Claims 2025	(64,103.83)	214	HRA Waiver Claims - Wage Works	2025
10/17/2025	HRA WAIVER D/V Claims 2025	(21,709.86)	214	HRA Waiver Claims - Wage Works	2025
10/20/2025	Claims 2025	(28,310,308.19)	310	Pharmacy Claims - CVS	2025
10/20/2025	CDHPHRA Claims 2025	(142,155.44)	213	HRA Embedded Claims - Wage Works	2025
10/20/2025	HRA WAIVER Claims 2025	(78,073.15)	214	HRA Waiver Claims - Wage Works	2025
10/20/2025	HRA WAIVER D/V Claims 2025	(36,818.21)	214	HRA Waiver Claims - Wage Works	2025
10/21/2025	CDHPHRA Claims 2025	(268,874.94)	213	HRA Embedded Claims - Wage Works	2025
10/21/2025	HRA WAIVER Claims 2025	(148,083.42)	214	HRA Waiver Claims - Wage Works	2025
10/21/2025	HRA WAIVER D/V Claims 2025	(70,856.46)	214	HRA Waiver Claims - Wage Works	2025
10/22/2025	CDHPHRA Claims 2025	(161,181.50)	213	HRA Embedded Claims - Wage Works	2025
10/22/2025	HRA WAIVER Claims 2025	(78,841.02)	214	HRA Waiver Claims - Wage Works	2025
10/22/2025	HRA WAIVER D/V Claims 2025	(28,157.20)	214	HRA Waiver Claims - Wage Works	2025
10/23/2025	CDHPHRA Claims 2025	(47,929.93)	213	HRA Embedded Claims - Wage Works	2025
10/23/2025	HRA WAIVER Claims 2025	(32,695.86)	214	HRA Waiver Claims - Wage Works	2025
10/23/2025	HRA WAIVER D/V Claims 2025	(8,470.56)	214	HRA Waiver Claims - Wage Works	2025
10/24/2025	CDHPHRA Claims 2025	(112,765.60)	213	HRA Embedded Claims - Wage Works	2025
10/24/2025	HRA WAIVER Claims 2025	(62,828.10)	214	HRA Waiver Claims - Wage Works	2025
10/24/2025	HRA WAIVER D/V Claims 2025	(14,576.13)	214	HRA Waiver Claims - Wage Works	2025
10/27/2025	CDHPHRA Claims 2025	(8,120.26)	213	HRA Embedded Claims - Wage Works	2025
10/27/2025	HRA WAIVER Claims 2025	(4,359.77)	214	HRA Waiver Claims - Wage Works	2025
10/27/2025	HRA WAIVER D/V Claims 2025	128.98	214	HRA Waiver Claims - Wage Works	2025
10/28/2025	CDHPHRA Claims 2025	(348,472.39)	213	HRA Embedded Claims - Wage Works	2025
10/28/2025	HRA WAIVER Claims 2025	(215,583.47)	214	HRA Waiver Claims - Wage Works	2025
10/28/2025	HRA WAIVER D/V Claims 2025	(81,121.00)	214	HRA Waiver Claims - Wage Works	2025
10/29/2025	CDHPHRA Claims 2025	(183,904.89)	213	HRA Embedded Claims - Wage Works	2025
10/29/2025	HRA WAIVER Claims 2025	(94,835.65)	214	HRA Waiver Claims - Wage Works	2025
10/29/2025	HRA WAIVER D/V Claims 2025	(40,007.87)	214	HRA Waiver Claims - Wage Works	2025
10/30/2025	CDHPHRA Claims 2025	(108,245.78)	213	HRA Embedded Claims - Wage Works	2025
10/30/2025	HRA WAIVER Claims 2025	(63,274.02)	214	HRA Waiver Claims - Wage Works	2025
10/30/2025	HRA WAIVER D/V Claims 2025	(13,459.93)	214	HRA Waiver Claims - Wage Works	2025
10/30/2025	Claims 2025	(27,152,748.77)	310	Pharmacy Claims - CVS	2025
10/31/2025	CDHPHRA Claims 2025	(150,614.91)	213	HRA Embedded Claims - Wage Works	2025
10/31/2025	HRA WAIVER Claims 2025	(87,226.57)	214	HRA Waiver Claims - Wage Works	2025
10/31/2025	HRA WAIVER D/V Claims 2025	(29,594.51)	214	HRA Waiver Claims - Wage Works	2025
10/20/2025	Know Your Rx Coalition	(112,500.00)	311	CVS Admin	2025
October		49,668,577.92			
Ending Balance		\$296,368,106.94			

October Account Summary	
101 Premiums	175,333,143.40
102 HRA Waiver Contribution	4,332,587.22
110 Investment Income	915,306.38
120 Drug Rebates - Express Scripts	0.00
121 Drug Rebates - CVS	111,982,222.86
130 Transfers From other plan year(s)	0.00
201 Medical Claims - Humana	4,689.38
202 Humana Admin	0.00
203 HRA Embedded Claims - Humana	0.00
204 HRA Waiver Claims - Humana	0.00
210 Medical Claims - Anthem	(125,533,131.83)
211 Carrum Claims	(144,235.93)
212 Medical Benefit Claims Monitoring	(5,430.47)
213 HRA Embedded Claims - Wage Works	(3,652,779.04)
214 HRA Waiver Claims - Wage Works	(2,856,575.10)
215 Anthem Admin	(3,987,232.74)
216 Wage Works Admin	(468,283.45)
217 MDX Medical Admin - Compass Choice	(78,227.05)
218 Rethink BH Services	(170,528.00)
219 Ongoing Dependent Eligibility Audit	0.00
220 Printing & Postage Services	0.00
221 WebMD Admin	(71,557.21)
222 WebMD Claims	0.00
223 Castlight Admin	(1,750,443.67)
224 Castlight Rewards	(594,965.00)
301 Pharmacy Claims - Express Scripts	0.00
302 Express Scripts Admin	0.00
310 Pharmacy Claims - CVS	(99,198,744.01)
311 CVS Admin	(2,231,403.10)
312 Pharmacy claims monitoring/audit	0.00
500 Transfers To other plan year(s)	0.00
501 Operating Transfer/ Exp & Adj	(2,154,200.00)
502 Transfer for Clinic Cleaning Services	(1,634.72)
503 Voided/NSF/Cancelled Check Fees	0.00
October	\$49,668,577.92

November 2025 Cash Transaction Report

DATE	DESCRIPTION	AMOUNT	LRC Code	LRC Description	PL/YR
	<u>Beginning Balance</u>	<u>\$296,368,106.94</u>			
11/7/2025	Repayments - WW - CDHP - HRA - 2021	249.49	213	HRA Embedded Claims - Wage Works	2021
11/7/2025	Repayments - WW - HRA Waiver 2016 - 2021	879.60	214	HRA Waiver Claims - Wage Works	2021
11/3/2025	claims 2021	83,569.28	210	Medical Claims - Anthem	2021
11/10/2025	claims 2021	18.76	210	Medical Claims - Anthem	2021
11/25/2025	claims 2021	(5,234.19)	210	Medical Claims - Anthem	2021
11/6/2025	Claims 2021	(278.23)	310	Pharmacy Claims - CVS	2021
11/21/2025	Claims 2021	(22.02)	310	Pharmacy Claims - CVS	2021
11/26/2025	Claims 2021	(7.35)	310	Pharmacy Claims - CVS	2021
11/7/2025	Repayments - WW - CDHP HRA 2022	663.00	213	HRA Embedded Claims - Wage Works	2022
11/3/2025	claims 2022	97,330.16	210	Medical Claims - Anthem	2022
11/10/2025	claims 2022	(37,298.33)	210	Medical Claims - Anthem	2022
11/18/2025	claims 2022	6,134.90	210	Medical Claims - Anthem	2022
11/25/2025	claims 2022	21,822.31	210	Medical Claims - Anthem	2022
11/6/2025	Claims 2022	(1,758.81)	310	Pharmacy Claims - CVS	2022
11/21/2025	Claims 2022	(15.70)	310	Pharmacy Claims - CVS	2022
11/26/2025	Claims 2022	(1,584.60)	310	Pharmacy Claims - CVS	2022
11/7/2025	Repayments - WW - HRA Waiver 2023	57.97	214	HRA Waiver Claims - Wage Works	2023
11/3/2025	claims 2023	(183,410.67)	210	Medical Claims - Anthem	2023
11/10/2025	claims 2023	(252,073.60)	210	Medical Claims - Anthem	2023
11/18/2025	claims 2023	134,051.76	210	Medical Claims - Anthem	2023
11/25/2025	claims 2023	(34,735.29)	210	Medical Claims - Anthem	2023
11/6/2025	Claims 2023	(3,808.09)	310	Pharmacy Claims - CVS	2023
11/14/2025	Claims 2023	1,748.00	310	Pharmacy Claims - CVS	2023
11/21/2025	Claims 2023	194.17	310	Pharmacy Claims - CVS	2023
11/26/2025	Claims 2023	(5,404.22)	310	Pharmacy Claims - CVS	2023
11/7/2025	Repayments - WW - CDHP HRA 2024	500.00	213	HRA Embedded Claims - Wage Works	2024
11/7/2025	Repayments - WW - HRA Waiver 2024	261.00	214	HRA Waiver Claims - Wage Works	2024
11/3/2025	claims 2024	(121,522.28)	210	Medical Claims - Anthem	2024
11/10/2025	claims 2024	(226,283.02)	210	Medical Claims - Anthem	2024
11/18/2025	claims 2024	(532,360.04)	210	Medical Claims - Anthem	2024
11/25/2025	claims 2024	(257,493.75)	210	Medical Claims - Anthem	2024
11/26/2025	Correct TPE Arrears fund allocations for CR 26*5052	34.86	101	Premiums	2024
11/6/2025	Claims 2024	(15,021.37)	310	Pharmacy Claims - CVS	2024
11/14/2025	Claims 2024	(5.91)	310	Pharmacy Claims - CVS	2024
11/21/2025	Claims 2024	384.28	310	Pharmacy Claims - CVS	2024
11/26/2025	Claims 2024	(1,978.77)	310	Pharmacy Claims - CVS	2024
12/3/2025	Investment Income	643,949.12	110	Premiums	2025
11/10/2025	HRA Waiver 2025	312,112.50	102	Premiums	2025
11/10/2025	Health Insurance Premiums 2025	18,232,764.51	101	Premiums	2025
11/21/2025	HRA Waiver 2025	315,000.00	102	Premiums	2025
11/21/2025	Health Insurance Premiums 2025	18,331,213.93	101	Premiums	2025
11/13/2025	Health Insurance Premiums 2025	2,315.46	101	Premiums	2025
11/17/2025	Health Insurance Premiums 2025	1,643.49	101	Premiums	2025
11/25/2025	Health Insurance Premiums 2025	5,049.30	101	Premiums	2025
11/3/2025	Health Insurance Premiums 2025	481,817.26	101	Premiums	2025
11/3/2025	Health Insurance Premiums 2025	1,269.28	101	Premiums	2025
11/3/2025	Health Insurance Premiums 2025	3,526,791.72	101	Premiums	2025
11/3/2025	HRA Waiver 2025	24,150.00	102	HRA Waiver Contribution	2025
11/3/2025	HRA Waiver Dental/Vision 2025	34,212.50	102	HRA Waiver Contribution	2025
11/3/2025	Health Insurance Premiums 2025	3,460,998.28	101	Premiums	2025
11/3/2025	HRA Waiver 2025	6,825.00	102	HRA Waiver Contribution	2025
11/3/2025	HRA Waiver Dental/Vision 2025	19,075.00	102	HRA Waiver Contribution	2025
11/4/2025	Health Insurance Premiums 2025	25,040.90	101	Premiums	2025
11/5/2025	Health Insurance Premiums 2025	199.46	101	Premiums	2025
11/5/2025	Health Insurance Premiums 2025	1,336,930.55	101	Premiums	2025
11/5/2025	HRA Waiver 2025	6,300.00	102	HRA Waiver Contribution	2025
11/5/2025	HRA Waiver Dental/Vision 2025	5,512.50	102	HRA Waiver Contribution	2025
11/5/2025	Health Insurance Premiums 2025	122,772.29	101	Premiums	2025
11/6/2025	Health Insurance Premiums 2025	556.83	101	Premiums	2025
11/6/2025	Health Insurance Premiums 2025	1,030,418.46	101	Premiums	2025
11/6/2025	HRA Waiver 2025	10,675.00	102	HRA Waiver Contribution	2025
11/6/2025	HRA Waiver Dental/Vision 2025	7,000.00	102	HRA Waiver Contribution	2025
11/7/2025	Health Insurance Premiums 2025	191.69	101	Premiums	2025
11/7/2025	Health Insurance Premiums 2025	678,738.74	101	Premiums	2025
11/7/2025	Health Insurance Premiums 2025	249.06	101	Premiums	2025
11/10/2025	Health Insurance Premiums 2025	107.95	101	Premiums	2025
11/10/2025	Health Insurance Premiums 2025	38,073.87	101	Premiums	2025
11/10/2025	Health Insurance Premiums 2025	143,450.60	101	Premiums	2025
11/10/2025	Health Insurance Premiums 2025	930.76	101	Premiums	2025
11/12/2025	Health Insurance Premiums 2025	111.30	101	Premiums	2025
11/12/2025	Health Insurance Premiums 2025	8,733.64	101	Premiums	2025
11/12/2025	HRA Waiver 2025	350.00	102	HRA Waiver Contribution	2025
11/12/2025	HRA Waiver Dental/Vision 2025	175.00	102	HRA Waiver Contribution	2025
11/12/2025	Health Insurance Premiums 2025	183,410.93	101	Premiums	2025
11/12/2025	HRA Waiver 2025	175.00	102	HRA Waiver Contribution	2025
11/12/2025	HRA Waiver Dental/Vision 2025	525.00	102	HRA Waiver Contribution	2025
11/12/2025	Fayette Co BOE 10-2025 Health	902,031.77	101	Premiums	2025
11/13/2025	Health Insurance Premiums 2025	120.00	101	Premiums	2025
11/13/2025	Health Insurance Premiums 2025	50,447.45	101	Premiums	2025
11/14/2025	Health Insurance Premiums 2025	123.55	101	Premiums	2025
11/14/2025	Health Insurance Premiums 2025	315.76	101	Premiums	2025
11/14/2025	Health Insurance Premiums 2025	298,892.31	101	Premiums	2025
11/14/2025	HRA Waiver 2025	525.00	102	HRA Waiver Contribution	2025
11/17/2025	Health Insurance Premiums 2025	890.10	101	Premiums	2025
11/17/2025	Health Insurance Premiums 2025	395,791.87	101	Premiums	2025
11/17/2025	HRA Waiver 2025	4,550.00	102	HRA Waiver Contribution	2025
11/17/2025	HRA Waiver Dental/Vision 2025	1,225.00	102	HRA Waiver Contribution	2025
11/17/2025	Health Insurance Premiums 2025	270,452.34	101	Premiums	2025
11/17/2025	HRA Waiver 2025	175.00	102	HRA Waiver Contribution	2025
11/17/2025	HRA Waiver Dental/Vision 2025	350.00	102	HRA Waiver Contribution	2025
11/17/2025	Health Insurance Premiums 2025	36,749.62	101	Premiums	2025
11/17/2025	HRA Waiver 2025	175.00	102	HRA Waiver Contribution	2025
11/18/2025	Health Insurance Premiums 2025	603.27	101	Premiums	2025
11/19/2025	Health Insurance Premiums 2025	89.14	101	Premiums	2025
11/19/2025	Health Insurance Premiums 2025	867.53	101	Premiums	2025
11/19/2025	Health Insurance Premiums 2025	400,417.29	101	Premiums	2025
11/19/2025	HRA Waiver 2025	350.00	102	HRA Waiver Contribution	2025

November 2025 Cash Transaction Report

DATE	DESCRIPTION	AMOUNT	LRC Code	LRC Description	PL/YR
11/19/2025	HRA Waiver Dental/Vision 2025	175.00	102	HRA Waiver Contribution	2025
11/20/2025	Health Insurance Premiums 2025	86.90	101	Premiums	2025
11/20/2025	Health Insurance Premiums 2025	571,950.26	101	Premiums	2025
11/20/2025	HRA Waiver 2025	350.00	102	HRA Waiver Contribution	2025
11/21/2025	COBRA premiums Oct 2025 - WW	162,645.27	101	Premiums	2025
11/21/2025	Health Insurance Premiums 2025	129.14	101	Premiums	2025
11/21/2025	Health Insurance Premiums 2025	102,432.22	101	Premiums	2025
11/21/2025	2025 refund for Zepbound	542,168.78	121	Drug Rebates - CVS	2025
11/21/2025	Jefferson Co BOE 11/2025 Health	1,925,275.40	101	Premiums	2025
11/24/2025	Health Insurance Premiums 2025	(71.94)	101	Premiums	2025
11/24/2025	Health Insurance Premiums 2025	584,294.20	101	Premiums	2025
11/24/2025	HRA Waiver 2025	2,800.00	102	HRA Waiver Contribution	2025
11/24/2025	HRA Waiver Dental/Vision 2025	700.00	102	HRA Waiver Contribution	2025
11/24/2025	Health Insurance Premiums 2025	499,408.21	101	Premiums	2025
11/24/2025	HRA Waiver 2025	875.00	102	HRA Waiver Contribution	2025
11/24/2025	HRA Waiver Dental/Vision 2025	700.00	102	HRA Waiver Contribution	2025
11/25/2025	Judicial Retirement Sys health insurance premiums 11/2025	5,753.10	101	Premiums	2025
11/25/2025	Judicial Retirement Sys health insurance premiums 11/2025	81,519.26	101	Premiums	2025
11/25/2025	Legislative Retirement Sys health insurance premiums 11/2025	4,204.52	101	Premiums	2025
11/25/2025	Legislative Retirement Sys health premiums and admin fees 11/2025	29,128.22	101	Premiums	2025
11/25/2025	Health Insurance Premiums 2025	64.57	101	Premiums	2025
11/25/2025	Health Insurance Premiums 2025	58,792.27	101	Premiums	2025
11/25/2025	HRA Dental/Vision 2025	3,325.00	102	HRA Waiver Contribution	2025
11/25/2025	HRA Waiver 2025	2,275.00	102	HRA Waiver Contribution	2025
11/26/2025	KCTCS 11-2025 Health Ins	4,156,401.54	101	Premiums	2025
11/25/2025	KCTCS 11-2025 Health premiums	186,267.34	101	Premiums	2025
11/3/2025	2025 Base Administrative Service Fee	(3,989,247.88)	215	Anthem Admin	2025
11/3/2025	claims 2025	(32,593,516.41)	210	Medical Claims - Anthem	2025
11/7/2025	Carrum Claims 2025	(5,000.00)	211	Carrum Claims	2025
11/7/2025	Administration of Paper Claims ADMIN FEE	(33.75)	311	CVS Admin	2025
11/7/2025	Appeals ADMIN FEE	(130,200.00)	311	CVS Admin	2025
11/7/2025	Claims (TDC PMPM) ADMIN FEE	(192,838.26)	311	CVS Admin	2025
11/7/2025	Drug Savings Review ADMIN FEE	(79,248.60)	311	CVS Admin	2025
11/7/2025	Electronic Claims Processing ADMIN FEE	(228,116.25)	311	CVS Admin	2025
11/7/2025	Enhanced Safety & Monitoring ADMIN FEE	(10,566.48)	311	CVS Admin	2025
11/7/2025	Nursing Services ADMIN FEE	(3,090.00)	311	CVS Admin	2025
11/7/2025	Pharmacy Advisor Counseling ADMIN FEE	(158,497.20)	311	CVS Admin	2025
11/7/2025	Prior Authorization ADMIN FEE	(319,470.00)	311	CVS Admin	2025
11/10/2025	COBRA Enrollment Kits ADMIN FEES	(108,045.00)	216	WW Health Equity Admin	2025
11/10/2025	COBRA General Notice Fee ADMIN FEES	(9,393.00)	216	WW Health Equity Admin	2025
11/10/2025	COBRA MONTHLY (PPPM) ADMIN FEES	(38,758.25)	216	WW Health Equity Admin	2025
11/10/2025	claims 2025	(30,071,117.03)	210	Medical Claims - Anthem	2025
11/17/2025	DC FSA 2025	(1,537.20)	216	WW Health Equity Admin	2025
11/17/2025	HCDC FSA 2025	(2,690.80)	216	WW Health Equity Admin	2025
11/17/2025	HC FSA 2025	(74,695.60)	216	WW Health Equity Admin	2025
11/17/2025	HRA 2025	(350,842.80)	216	WW Health Equity Admin	2025
11/18/2025	WebMD Wellbeing Consultants 10/2025	(67,808.32)	221	WebMD Admin	2025
11/18/2025	4C Health Solutions, Inc. Recoveries through 10/27/25	(13,230.53)	212	Medical Benefit Claims Monitoring	2025
11/18/2025	CVS Weight MGT August 2025	(1,448,826.00)	311	CVS Admin	2025
11/18/2025	CVS Weight MGT September 2025	(1,315,772.00)	311	CVS Admin	2025
11/18/2025	Administration of Paper Claims ADMIN FEE	(1,233.00)	311	CVS Admin	2025
11/18/2025	Electronic Claims Processing ADMIN FEE	(201,746.25)	311	CVS Admin	2025
11/18/2025	claims 2025	(35,621,085.73)	210	Medical Claims - Anthem	2025
11/18/2025	2025 Base Administrative Service Fee	(3,311.16)	215	Anthem Admin	2025
11/18/2025	Premise Health 10/2025	(128,784.39)	210	Medical Claims - Anthem	2025
11/24/2025	WebMD DWS Expenses 10/2025	(10,783.73)	221	WebMD Admin	2025
11/24/2025	Administration of Paper Claims ADMIN FEE	(137.25)	311	CVS Admin	2025
11/24/2025	Electronic Claims Processing ADMIN FEE	(216,236.25)	311	CVS Admin	2025
11/24/2025	Carrum Claims 2025	(138,103.19)	211	Carrum Claims	2025
11/24/2025	Carrum Claims 2025	(33,353.32)	211	Carrum Claims	2025
11/24/2025	Carrum Claims 2025	(95,857.42)	211	Carrum Claims	2025
11/25/2025	MDX SAPPHIRE - SMARTSHOPPER ADMIN FEES	(78,287.55)	217	MDX Medical Admin - Compass Choice	2025
11/25/2025	MDX/COMPASS INCENTIVES	(95,230.00)	210	Medical Claims - Anthem	2025
11/25/2025	claims 2025	(33,350,872.20)	210	Medical Claims - Anthem	2025
11/12/2025	Health Insurance Refund	(37.48)	101	Premiums	2025
11/12/2025	Health Insurance Refund	(254.10)	101	Premiums	2025
11/6/2025	KDE FSA admin	46,732.00	216	WW Health Equity Admin	2025
11/20/2025	KDE FSA admin	47,518.80	216	WW Health Equity Admin	2025
11/18/2025	KRS 11-2025 health insurance premiums	27,760,744.64	101	Premiums	2025
11/25/2025	KTRS health insurance premiums 11/2025	9,468,918.46	101	Premiums	2025
11/26/2025	October 2025 VELOCIT FRANKFORT CLINIC INSPECTIONS CANX	(420.94)	502	Transfer for Clinic Services	2025
11/26/2025	October 2025 VELOCITI FRANKFORT CLINIC INSPECTIONS CHR, 300 BLDG, 500 MERO	(1,262.82)	502	Transfer for Clinic Services	2025
11/3/2025	CDHPHRA Claims 2025	(135,513.39)	213	HRA Embedded Claims - Wage Works	2025
11/3/2025	HRA WAIVER Claims 2025	(87,422.96)	214	HRA Waiver Claims - Wage Works	2025
11/3/2025	HRA WAIVER D/V Claims 2025	(34,089.44)	214	HRA Waiver Claims - Wage Works	2025
11/4/2025	CDHPHRA Claims 2025	(266,268.62)	213	HRA Embedded Claims - Wage Works	2025
11/4/2025	HRA WAIVER Claims 2025	(149,838.82)	214	HRA Waiver Claims - Wage Works	2025
11/4/2025	HRA WAIVER D/V Claims 2025	(50,079.67)	214	HRA Waiver Claims - Wage Works	2025
11/5/2025	CDHPHRA Claims 2025	(179,131.35)	213	HRA Embedded Claims - Wage Works	2025
11/5/2025	HRA WAIVER Claims 2025	(94,219.63)	214	HRA Waiver Claims - Wage Works	2025
11/5/2025	HRA WAIVER D/V Claims 2025	(36,012.62)	214	HRA Waiver Claims - Wage Works	2025
11/6/2025	CDHPHRA Claims 2025	(55,967.83)	213	HRA Embedded Claims - Wage Works	2025
11/6/2025	HRA WAIVER Claims 2025	(34,356.14)	214	HRA Waiver Claims - Wage Works	2025
11/6/2025	HRA WAIVER D/V Claims 2025	(6,804.47)	214	HRA Waiver Claims - Wage Works	2025
11/6/2025	Claims 2025	(25,769,253.91)	310	Pharmacy Claims - CVS	2025
11/7/2025	CDHPHRA Claims 2025	(156,280.28)	213	HRA Embedded Claims - Wage Works	2025
11/7/2025	HRA WAIVER Claims 2025	(79,815.81)	214	HRA Waiver Claims - Wage Works	2025
11/7/2025	HRA WAIVER D/V Claims 2025	(38,055.34)	214	HRA Waiver Claims - Wage Works	2025
11/10/2025	CDHPHRA Claims 2025	(140,915.10)	213	HRA Embedded Claims - Wage Works	2025
11/10/2025	HRA WAIVER Claims 2025	(76,916.80)	214	HRA Waiver Claims - Wage Works	2025
11/10/2025	HRA WAIVER D/V Claims 2025	(44,640.84)	214	HRA Waiver Claims - Wage Works	2025
11/12/2025	CDHPHRA Claims 2025	(292,714.66)	213	HRA Embedded Claims - Wage Works	2025
11/12/2025	HRA WAIVER Claims 2025	(148,048.92)	214	HRA Waiver Claims - Wage Works	2025
11/12/2025	HRA WAIVER D/V Claims 2025	(57,141.14)	214	HRA Waiver Claims - Wage Works	2025
11/13/2025	CDHPHRA Claims 2025	(222,174.71)	213	HRA Embedded Claims - Wage Works	2025
11/13/2025	HRA WAIVER Claims 2025	(106,913.04)	214	HRA Waiver Claims - Wage Works	2025
11/13/2025	HRA WAIVER D/V Claims 2025	(39,468.60)	214	HRA Waiver Claims - Wage Works	2025
11/14/2025	Claims 2025	(22,721,782.94)	310	Pharmacy Claims - CVS	2025
11/14/2025	CDHPHRA Claims 2025	(146,105.09)	213	HRA Embedded Claims - Wage Works	2025

November 2025 Cash Transaction Report

DATE	DESCRIPTION	AMOUNT	LRC Code	LRC Description	PL/YR
11/14/2025	HRA WAIVER Claims 2025	(70,119.48)	214	HRA Waiver Claims - Wage Works	2025
11/14/2025	HRA WAIVER D/V Claims 2025	(27,641.84)	214	HRA Waiver Claims - Wage Works	2025
11/17/2025	CDHPHRA Claims 2025	(174,643.89)	213	HRA Embedded Claims - Wage Works	2025
11/17/2025	HRA WAIVER Claims 2025	(89,558.92)	214	HRA Waiver Claims - Wage Works	2025
11/17/2025	HRA WAIVER D/V Claims 2025	(35,905.61)	214	HRA Waiver Claims - Wage Works	2025
11/18/2025	CDHPHRA Claims 2025	(264,062.78)	213	HRA Embedded Claims - Wage Works	2025
11/18/2025	HRA WAIVER Claims 2025	(125,809.55)	214	HRA Waiver Claims - Wage Works	2025
11/18/2025	HRA WAIVER D/V Claims 2025	(47,902.28)	214	HRA Waiver Claims - Wage Works	2025
11/19/2025	CDHPHRA Claims 2025	(178,340.14)	213	HRA Embedded Claims - Wage Works	2025
11/19/2025	HRA WAIVER Claims 2025	(99,475.34)	214	HRA Waiver Claims - Wage Works	2025
11/19/2025	HRA WAIVER D/V Claims 2025	(34,106.55)	214	HRA Waiver Claims - Wage Works	2025
11/20/2025	CDHPHRA Claims 2025	(86,930.43)	213	HRA Embedded Claims - Wage Works	2025
11/20/2025	HRA WAIVER Claims 2025	(35,219.61)	214	HRA Waiver Claims - Wage Works	2025
11/20/2025	HRA WAIVER D/V Claims 2025	(7,033.98)	214	HRA Waiver Claims - Wage Works	2025
11/21/2025	Claims 2025	(24,573,346.85)	310	Pharmacy Claims - CVS	2025
11/21/2025	CDHPHRA Claims 2025	(136,787.40)	213	HRA Embedded Claims - Wage Works	2025
11/21/2025	HRA WAIVER Claims 2025	(72,451.26)	214	HRA Waiver Claims - Wage Works	2025
11/21/2025	HRA WAIVER D/V Claims 2025	(32,442.04)	214	HRA Waiver Claims - Wage Works	2025
11/24/2025	CDHPHRA Claims 2025	(159,102.38)	213	HRA Embedded Claims - Wage Works	2025
11/24/2025	HRA WAIVER Claims 2025	(79,853.75)	214	HRA Waiver Claims - Wage Works	2025
11/24/2025	HRA WAIVER D/V Claims 2025	(34,672.75)	214	HRA Waiver Claims - Wage Works	2025
11/25/2025	CDHPHRA Claims 2025	(269,286.06)	213	HRA Embedded Claims - Wage Works	2025
11/25/2025	HRA WAIVER Claims 2025	(154,794.78)	214	HRA Waiver Claims - Wage Works	2025
11/25/2025	HRA WAIVER D/V Claims 2025	(70,457.48)	214	HRA Waiver Claims - Wage Works	2025
11/26/2025	CDHPHRA Claims 2025	(194,295.47)	213	HRA Embedded Claims - Wage Works	2025
11/26/2025	HRA WAIVER Claims 2025	(100,323.50)	214	HRA Waiver Claims - Wage Works	2025
11/26/2025	HRA WAIVER D/V Claims 2025	(38,559.55)	214	HRA Waiver Claims - Wage Works	2025
11/26/2025	Claims 2025	(24,994,131.07)	310	Pharmacy Claims - CVS	2025
11/7/2025	UK Acupuncture	(3,744.36)	210	Medical Claims - Anthem	2025
11/7/2025	UK Acupuncture	(4,645.78)	210	Medical Claims - Anthem	2025
		November		(148,276,989.80)	
		Ending Balance		\$148,091,117.14	

November Account Summary	
101 Premiums	95,569,259.12
102 HRA Waiver Contribution	760,637.50
110 Investment Income	643,949.12
120 Drug Rebates - Express Scripts	0.00
121 Drug Rebates - CVS	542,168.78
130 Transfers From other plan year(s)	0.00
201 Medical Claims - Humana	0.00
202 Humana Admin	0.00
203 HRA Embedded Claims - Humana	0.00
204 HRA Waiver Claims - Humana	0.00
210 Medical Claims - Anthem	(133,176,479.90)
211 Carrum Claims	(272,313.93)
212 Medical Benefit Claims Monitoring	(13,230.53)
213 HRA Embedded Claims - Wage Works	(3,057,107.09)
214 HRA Waiver Claims - Wage Works	(2,238,953.94)
215 Anthem Admin	(3,992,559.04)
216 Wage Works Admin	(491,711.85)
217 MDX Medical Admin - Compass Choice	(78,287.55)
218 Rethink BH Services	0.00
219 Ongoing Dependent Eligibility Audit	0.00
220 Printing & Postage Services	0.00
221 WebMD Admin	(78,592.05)
222 WebMD Claims	0.00
223 Castlight Admin	0.00
224 Castlight Rewards	0.00
301 Pharmacy Claims - Express Scripts	0.00
302 Express Scripts Admin	0.00
310 Pharmacy Claims - CVS	(98,086,073.39)
311 CVS Admin	(4,306,011.29)
312 Pharmacy claims monitoring/audit	0.00
500 Transfers To other plan year(s)	0.00
501 Operating Transfer/ Exp & Adj	0.00
502 Transfer for Clinic Cleaning Services	(1,683.76)
503 Voided/NSF/Cancelled Check Fees	0.00
November	(\$148,276,989.80)

December 2025 Cash Transaction Report

DATE	DESCRIPTION	AMOUNT	LRC Code	LRC Description	PL/YR
	<u>Beginning Balance</u>	<u>\$148,091,117.14</u>			
12/9/2025	claims 2021	40,758.92	210	Medical Claims - Anthem	2021
12/16/2025	claims 2021	7,551.58	210	Medical Claims - Anthem	2021
12/22/2025	claims 2021	205.82	210	Medical Claims - Anthem	2021
12/1/2025	claims 2022	3,114.93	210	Medical Claims - Anthem	2022
12/9/2025	claims 2022	14,572.20	210	Medical Claims - Anthem	2022
12/16/2025	claims 2022	(69,696.16)	210	Medical Claims - Anthem	2022
12/22/2025	claims 2022	31,339.60	210	Medical Claims - Anthem	2022
12/30/2025	claims 2022	(815.87)	210	Medical Claims - Anthem	2022
12/3/2025	Claims 2022	(8.17)	310	Pharmacy Claims - CVS	2022
12/10/2025	Claims 2022	(1,019.13)	310	Pharmacy Claims - CVS	2022
12/18/2025	Claims 2022	(4,518.33)	310	Pharmacy Claims - CVS	2022
12/1/2025	claims 2023	(20,738.89)	210	Medical Claims - Anthem	2023
12/9/2025	claims 2023	(44,184.50)	210	Medical Claims - Anthem	2023
12/16/2025	claims 2023	(303,788.58)	210	Medical Claims - Anthem	2023
12/22/2025	claims 2023	(29,934.08)	210	Medical Claims - Anthem	2023
12/30/2025	claims 2023	29,938.40	210	Medical Claims - Anthem	2023
12/3/2025	Claims 2023	(23.97)	310	Pharmacy Claims - CVS	2023
12/10/2025	Claims 2023	(991.77)	310	Pharmacy Claims - CVS	2023
12/18/2025	Claims 2023	(503.02)	310	Pharmacy Claims - CVS	2023
12/1/2025	claims 2024	(1,040,667.94)	210	Medical Claims - Anthem	2024
12/9/2025	claims 2024	(27,078.61)	210	Medical Claims - Anthem	2024
12/15/2025	COBRA Enrollment Kits ADMIN FEES	(21,240.00)	216	WW Health Equity Admin	2024
12/15/2025	COBRA General Notice Fee ADMIN FEES	(3,849.00)	216	WW Health Equity Admin	2024
12/15/2025	COBRA MONTHLY (PPPM) ADMIN FEES	(38,758.25)	216	WW Health Equity Admin	2024
12/16/2025	claims 2024	(69,943.20)	210	Medical Claims - Anthem	2024
12/22/2025	claims 2024	127,104.72	210	Medical Claims - Anthem	2024
12/30/2025	claims 2024	12,743.22	210	Medical Claims - Anthem	2024
12/2/2025	CDHPHRA Claims 2024	(65.89)	213	HRA Embedded Claims - Wage Works	2024
12/3/2025	Claims 2024	(55.47)	310	Pharmacy Claims - CVS	2024
12/10/2025	Claims 2024	(273.36)	310	Pharmacy Claims - CVS	2024
12/18/2025	Claims 2024	(57.50)	310	Pharmacy Claims - CVS	2024
12/2/2025	Investment Income	643,949.12	110	Investment Income	2025
12/3/2025	Investment Income	(643,949.12)	110	Investment Income	2025
1/6/2026	Investment Income	519,995.27	110	Investment Income	2025
12/8/2025	HRA Waiver 2025	308,437.50	102	HRA Waiver Contribution	2025
12/8/2025	Health Insurance Premiums 2025	18,197,974.05	101	Premiums	2025
12/22/2025	HRA Waiver 2025	314,387.50	102	HRA Waiver Contribution	2025
12/22/2025	Health Insurance Premiums 2025	18,348,867.83	101	Premiums	2025
12/1/2025	Health Insurance Premiums 2025	1,555.33	101	Premiums	2025
12/3/2025	Health Insurance Premiums 2025	939.90	101	Premiums	2025
12/12/2025	Health Insurance Premiums 2025	1,504.42	101	Premiums	2025
12/29/2025	HRA Waiver 2025	87.50	102	HRA Waiver Contribution	2025
12/29/2025	Health Insurance Premiums 2025	4,099.93	101	Premiums	2025
12/1/2025	Health Insurance Premiums 2025	545.70	101	Premiums	2025
12/1/2025	Health Insurance Premiums 2025	337.68	101	Premiums	2025
12/1/2025	Health Insurance Premiums 2025	93.46	101	Premiums	2025
12/1/2025	Health Insurance Premiums 2025	1,691,997.19	101	Premiums	2025
12/1/2025	HRA Waiver 2025	5,775.00	102	HRA Waiver Contribution	2025
12/1/2025	HRA Waiver Dental/Vision 2025	11,112.50	102	HRA Waiver Contribution	2025
12/1/2025	Health Insurance Premiums 2025	3,321,112.23	101	Premiums	2025
12/1/2025	HRA Waiver 2025	3,675.00	102	HRA Waiver Contribution	2025
12/1/2025	HRA Waiver Dental/Vision 2025	962.50	102	HRA Waiver Contribution	2025
12/1/2025	Health Insurance Premiums 2025	2,653,127.43	101	Premiums	2025
12/1/2025	HRA Waiver 2025	7,612.50	102	HRA Waiver Contribution	2025
12/1/2025	HRA Waiver Dental/Vision 2025	21,163.00	102	HRA Waiver Contribution	2025
12/1/2025	Health Insurance Premiums 2025	461,293.91	101	Premiums	2025
12/1/2025	HRA Waiver 2025	1,400.00	102	HRA Waiver Contribution	2025
12/1/2025	HRA Waiver Dental/Vision 2025	2,625.00	102	HRA Waiver Contribution	2025
12/2/2025	Health Insurance Premiums 2025	108.27	101	Premiums	2025
12/2/2025	Health Insurance Premiums 2025	124,371.70	101	Premiums	2025
12/2/2025	HRA Waiver 2025	700.00	102	HRA Waiver Contribution	2025
12/2/2025	HRA Waiver Dental/Vision 2025	783.50	102	HRA Waiver Contribution	2025
12/10/2025	Health Insurance Premiums 2025	(16,910.36)	101	Premiums	2025
12/3/2025	Health Insurance Premiums 2025	1,857,362.63	101	Premiums	2025
12/3/2025	HRA Waiver 2025	2,100.00	102	HRA Waiver Contribution	2025
12/3/2025	HRA Waiver Dental/Vision 2025	2,100.00	102	HRA Waiver Contribution	2025
12/10/2025	Health Insurance Premiums 2025	68.34	101	Premiums	2025
12/18/2025	Health Insurance Premiums 2025	(44,948.33)	101	Premiums	2025
12/3/2025	Fayette Co BOE 11-2025 Health	895,603.73	101	Premiums	2025
12/4/2025	Health Insurance Premiums 2025	863.37	101	Premiums	2025
12/4/2025	Health Insurance Premiums 2025	1,452,190.03	101	Premiums	2025
12/4/2025	HRA Waiver 2025	2,625.00	102	HRA Waiver Contribution	2025
12/4/2025	HRA Waiver Dental/Vision 2025	1,925.00	102	HRA Waiver Contribution	2025
12/5/2025	Health Insurance Premiums 2025	257.33	101	Premiums	2025
12/5/2025	Health Insurance Premiums 2025	126,547.91	101	Premiums	2025
12/5/2025	Health Insurance Premiums 2025	1,122,666.63	101	Premiums	2025
12/5/2025	HRA Waiver 2025	2,975.00	102	HRA Waiver Contribution	2025
12/5/2025	HRA Waiver Dental/Vision 2025	700.00	102	HRA Waiver Contribution	2025
12/8/2025	Health Insurance Premiums 2025	124.76	101	Premiums	2025
12/8/2025	Health Insurance Premiums 2025	918,229.40	101	Premiums	2025
12/8/2025	HRA Waiver 2025	7,684.00	102	HRA Waiver Contribution	2025
12/8/2025	HRA Waiver Dental/Vision 2025	3,500.00	102	HRA Waiver Contribution	2025
12/8/2025	Health Insurance Premiums 2025	935,445.70	101	Premiums	2025
12/8/2025	HRA Waiver 2025	21,350.00	102	HRA Waiver Contribution	2025
12/8/2025	HRA Waiver Dental/Vision 2025	31,412.50	102	HRA Waiver Contribution	2025
12/9/2025	Health Insurance Premiums 2025	67.90	101	Premiums	2025
12/9/2025	Health Insurance Premiums 2025	151.29	101	Premiums	2025
12/10/2025	Health Insurance Premiums 2025	44.57	101	Premiums	2025

December 2025 Cash Transaction Report

DATE	DESCRIPTION	AMOUNT	LRC Code	LRC Description	PL/YR
12/10/2025	Health Insurance Premiums 2025	245,682.35	101	Premiums	2025
12/11/2025	Health Insurance Premiums 2025	40,132.72	101	Premiums	2025
12/11/2025	HRA Waiver 2025	875.00	102	HRA Waiver Contribution	2025
12/11/2025	HRA Waiver Dental/Vision 2025	700.00	102	HRA Waiver Contribution	2025
12/16/2025	Health Insurance Premiums 2025	799.51	101	Premiums	2025
12/12/2025	Health Insurance Premiums 2025	281,041.66	101	Premiums	2025
12/12/2025	HRA Waiver 2025	350.00	102	HRA Waiver Contribution	2025
12/12/2025	HRA Waiver Dental/Vision 2025	700.00	102	HRA Waiver Contribution	2025
12/16/2025	Health Insurance Premiums 2025	548,070.08	101	Premiums	2025
12/16/2025	HRA Waiver 2025	175.00	102	HRA Waiver Contribution	2025
12/16/2025	Health Insurance Premiums 2025	320,762.69	101	Premiums	2025
12/16/2025	Health Insurance Premiums 2025	6,353.30	101	Premiums	2025
12/17/2025	Health Insurance Premiums 2025	44.57	101	Premiums	2025
12/18/2025	Health Insurance Premiums 2025	69,321.30	101	Premiums	2025
12/18/2025	Health Insurance Premiums 2025	483.39	101	Premiums	2025
12/18/2025	Health Insurance Premiums 2025	100.00	101	Premiums	2025
12/18/2025	Health Insurance Premiums 2025	433,647.45	101	Premiums	2025
12/18/2025	HRA Waiver 2025	175.00	102	HRA Waiver Contribution	2025
12/18/2025	HRA Waiver Dental/Vision 2025	175.00	102	HRA Waiver Contribution	2025
12/18/2025	Health Insurance Premiums 2025	160,959.18	101	Premiums	2025
12/18/2025	HRA Waiver 2025	175.00	102	HRA Waiver Contribution	2025
12/19/2025	Health Insurance Premiums 2025	632,606.52	101	Premiums	2025
12/19/2025	HRA Waiver 2025	1,400.00	102	HRA Waiver Contribution	2025
12/19/2025	HRA Waiver Dental/Vision 2025	700.00	102	HRA Waiver Contribution	2025
12/22/2025	Health Insurance Premiums 2025	346,285.49	101	Premiums	2025
12/22/2025	HRA Waiver 2025	2,275.00	102	HRA Waiver Contribution	2025
12/22/2025	HRA Waiver Dental/Vision 2025	350.00	102	HRA Waiver Contribution	2025
12/22/2025	Health Insurance Premiums 2025	1,385,297.37	101	Premiums	2025
12/22/2025	HRA Waiver 2025	3,587.50	102	HRA Waiver Contribution	2025
12/22/2025	HRA Waiver Dental/Vision 2025	3,150.00	102	HRA Waiver Contribution	2025
12/23/2025	Health Insurance Premiums 2025	44.57	101	Premiums	2025
12/23/2025	Health Insurance Premiums 2025	62,336.86	101	Premiums	2025
12/23/2025	HRA Dental/Vision 2025	3,325.00	102	HRA Waiver Contribution	2025
12/23/2025	HRA Waiver 2025	2,275.00	102	HRA Waiver Contribution	2025
12/24/2025	Health Insurance Premiums 2025	199.46	101	Premiums	2025
12/24/2025	Health Insurance Premiums 2025	1,715,737.46	101	Premiums	2025
12/24/2025	HRA Waiver 2025	3,325.00	102	HRA Waiver Contribution	2025
12/24/2025	HRA Waiver Dental/Vision 2025	7,525.00	102	HRA Waiver Contribution	2025
12/29/2025	Health Insurance Premiums 2025	1,837,051.90	101	Premiums	2025
12/29/2025	HRA Waiver 2025	5,862.50	102	HRA Waiver Contribution	2025
12/29/2025	HRA Waiver Dental/Vision 2025	2,275.00	102	HRA Waiver Contribution	2025
12/29/2025	Health Insurance Premiums 2025	532,090.08	101	Premiums	2025
12/29/2025	Health Insurance Premiums 2025	317,819.24	101	Premiums	2025
12/29/2025	HRA Waiver 2025	700.00	102	HRA Waiver Contribution	2025
12/29/2025	HRA Waiver Dental/Vision 2025	1,750.00	102	HRA Waiver Contribution	2025
12/29/2025	Health Insurance Premiums 2025	17,640.56	101	Premiums	2025
12/29/2025	HRA Waiver 2025	350.00	102	HRA Waiver Contribution	2025
12/29/2025	HRA Waiver Dental/Vision 2025	175.00	102	HRA Waiver Contribution	2025
12/29/2025	KCTCS 121-2025 Health Ins	4,174,786.30	101	Premiums	2025
12/29/2025	Judicial Retirement Sys health insurance premiums 12/2025	5,753.10	101	Premiums	2025
12/29/2025	Judicial Retirement Sys health insurance premiums 12/2025	80,154.22	101	Premiums	2025
12/29/2025	Legislative Retirement Sys health insurance premiums 12/2025	4,204.52	101	Premiums	2025
12/29/2025	Legislative Retirement Sys health premiums and admin fees 12/2025	29,128.22	101	Premiums	2025
12/31/2025	Health Insurance Premiums 2025	296.27	101	Premiums	2025
12/31/2025	Jefferson Co BOE 12/2025 Health	1,938,508.83	101	Premiums	2025
12/31/2025	Health Insurance Premiums 2025	2,726,837.02	101	Premiums	2025
12/31/2025	HRA Waiver 2025	8,750.00	102	HRA Waiver Contribution	2025
12/31/2025	HRA Waiver Dental/Vision 2025	23,100.00	102	HRA Waiver Contribution	2025
12/1/2025	Carrum Claims 2025	(90,825.90)	211	Carrum Claims	2025
12/1/2025	Administration of Paper Claims ADMIN FEE	(1,437.75)	311	CVS Admin	2025
12/1/2025	Electronic Claims Processing ADMIN FEE	(216,324.00)	311	CVS Admin	2025
12/1/2025	claims 2025	(50.16)	210	Medical Claims - Anthem	2025
12/1/2025	claims 2025	(38,581,555.52)	210	Medical Claims - Anthem	2025
12/1/2025	For the term of the contract, the monthly fee shall be \$85,264 (146,000 average employees per month	(85,264.00)	218	Rethink BH Services	2025
12/4/2025	DC FSA 2025	(1,540.00)	216	WW Health Equity Admin	2025
12/4/2025	HCDC FSA 2025	(2,699.20)	216	WW Health Equity Admin	2025
12/4/2025	HC FSA 2025	(74,936.40)	216	WW Health Equity Admin	2025
12/4/2025	HRA 2025	(353,665.20)	216	WW Health Equity Admin	2025
12/9/2025	Carrum Claims 2025	(34,651.75)	211	Carrum Claims	2025
12/9/2025	Carrum Claims 2025	(29,851.75)	211	Carrum Claims	2025
12/9/2025	Administration of Paper Claims ADMIN FEE	(362.25)	311	CVS Admin	2025
12/9/2025	Appeals ADMIN FEE	(145,700.00)	311	CVS Admin	2025
12/9/2025	Claims (Bridge Supply) ADMIN FEE	(596.93)	311	CVS Admin	2025
12/9/2025	Claims (TDC PMPM) ADMIN FEE	(195,229.74)	311	CVS Admin	2025
12/9/2025	Drug Savings Review ADMIN FEE	(80,231.40)	311	CVS Admin	2025
12/9/2025	Electronic Claims Processing ADMIN FEE	(169,747.14)	311	CVS Admin	2025
12/9/2025	Enhanced Safety & Monitoring ADMIN FEE	(10,697.52)	311	CVS Admin	2025
12/9/2025	Nursing Services ADMIN FEE	(1,330.00)	311	CVS Admin	2025
12/9/2025	Pharmacy Advisor Counseling ADMIN FEE	(160,462.80)	311	CVS Admin	2025
12/9/2025	Prior Authorization ADMIN FEE	(350,700.00)	311	CVS Admin	2025
12/9/2025	claims 2025	(24,773,538.77)	210	Medical Claims - Anthem	2025
12/9/2025	Castlight Hub and Wellness	(416,666.67)	223	Castlight Admin	2025
12/9/2025	Castlight Gift Cards Rewards	(647,030.00)	224	Castlight Rewards	2025
12/9/2025	Fees or members residing in other states	(81.95)	215	Anthem Admin	2025
12/9/2025	2025 Base Administrative Service Fee	(3,988,440.28)	215	Anthem Admin	2025
12/16/2025	Carrum Claims 2025	(13,500.00)	211	Carrum Claims	2025
12/16/2025	Administration of Paper Claims ADMIN FEE	(870.75)	311	CVS Admin	2025
12/16/2025	Electronic Claims Processing ADMIN FEE	(207,090.00)	311	CVS Admin	2025
12/16/2025	Carrum Claims 2025	(10,000.00)	211	Carrum Claims	2025
12/16/2025	claims 2025	(34,970,703.08)	210	Medical Claims - Anthem	2025

December 2025 Cash Transaction Report

DATE	DESCRIPTION	AMOUNT	LRC Code	LRC Description	PL/YR
12/16/2025	2025 Base Administrative Service Fee	(3,311.16)	215	Anthem Admin	2025
12/16/2025	Premise Health -Onsite Medical Clinic Services for Commonwealth of Kentucky	(115,490.91)	210	Medical Claims - Anthem	2025
12/17/2025	HMS Gainwell Dep Audit	(146,025.00)	219	Ongoing Dependent Eligibility	2025
12/19/2025	WebMD Wellbeing Consultants 11/2025	(67,808.32)	221	WebMD Admin	2025
12/19/2025	WebMD DWS Expenses MM/YYYY	(1,592.37)	221	WebMD Admin	2025
12/19/2025	4C Health Solutions, Inc. Recoveries through 11/14/2025	(378.32)	212	Medical Benefit Claims Monitoring	2025
12/19/2025	MDX SAPPHIRE - SMARTSHOPPER ADMIN FEES	(78,278.75)	217	MDX Medical Admin - Compass Choice	2025
12/19/2025	MDX/COMPASS INCENTIVES	(89,355.00)	210	Medical Claims - Anthem	2025
12/22/2025	claims 2025	(38,285,537.67)	210	Medical Claims - Anthem	2025
12/30/2025	claims 2025	(42,744,333.53)	210	Medical Claims - Anthem	2025
12/9/2025	Health Insurance Refund	(199.46)	101	Premiums	2025
12/9/2025	Health Insurance Refund	(44.57)	101	Premiums	2025
12/5/2025	Health Insurance Refund	(49.89)	101	Premiums	2025
12/9/2025	Health Insurance Refund	(339.34)	101	Premiums	2025
12/23/2025	Health Insurance Refund	(920.00)	101	Premiums	2025
12/9/2025	Health Insurance Refund	(26.73)	101	Premiums	2025
12/23/2025	Health Insurance Refund	(41.80)	101	Premiums	2025
12/9/2025	Health Insurance Refund	(26.73)	101	Premiums	2025
12/23/2025	Health Insurance Refund	(44.57)	101	Premiums	2025
12/23/2025	Health Insurance Refund	(488.14)	101	Premiums	2025
12/3/2025	KDE Health Insurance Premiums 2025	80,426,625.77	101	Premiums	2025
12/3/2025	KDE HRA Waiver 2025	2,156,517.00	102	HRA Waiver Contribution	2025
12/3/2025	KDE HRA Waiver Dental/Vision 2025	1,444,611.74	102	HRA Waiver Contribution	2025
12/11/2025	KDE FSA admin fees	47,650.40	216	VW Health Equity Admin	2025
12/30/2025	KDE Health Insurance Premiums 2025	80,688,517.91	101	Premiums	2025
12/30/2025	KDE HRA Waiver 2025	2,160,550.00	102	HRA Waiver Contribution	2025
12/30/2025	KDE HRA Waiver Dental/Vision 2025	1,454,437.00	102	HRA Waiver Contribution	2025
12/17/2025	KRS 12-2025 health insurance premiums	27,568,427.94	101	Premiums	2025
12/24/2025	KTRS health insurance premiums 12/2025	9,380,493.78	101	Premiums	2025
12/23/2025	November 2025 Velociti Frankfort Clinic Inspections - CANX	(420.94)	502	Transfer for Clinic Services	2025
12/23/2025	November 2025 Velociti Frankfort Clinic Inspections CHR, 300 Bldg, 500 Mero	(1,262.82)	502	Transfer for Clinic Services	2025
12/1/2025	CDHPHRA Claims 2025	(59,682.54)	213	HRA Embedded Claims - Wage Works	2025
12/1/2025	HRA WAIVER Claims 2025	(45,895.62)	214	HRA Waiver Claims - Wage Works	2025
12/1/2025	HRA WAIVER D/V Claims 2025	(10,606.15)	214	HRA Waiver Claims - Wage Works	2025
12/2/2025	CDHPHRA Claims 2025	(502,013.96)	213	HRA Embedded Claims - Wage Works	2025
12/2/2025	HRA WAIVER Claims 2025	(286,434.97)	214	HRA Waiver Claims - Wage Works	2025
12/2/2025	HRA WAIVER D/V Claims 2025	(142,362.41)	214	HRA Waiver Claims - Wage Works	2025
12/3/2025	Claims 2025	(20,085,746.66)	310	Pharmacy Claims - CVS	2025
12/3/2025	CDHPHRA Claims 2025	(136,676.35)	213	HRA Embedded Claims - Wage Works	2025
12/3/2025	HRA WAIVER Claims 2025	(85,887.83)	214	HRA Waiver Claims - Wage Works	2025
12/3/2025	HRA WAIVER D/V Claims 2025	(20,907.81)	214	HRA Waiver Claims - Wage Works	2025
12/4/2025	CDHPHRA Claims 2025	(60,518.12)	213	HRA Embedded Claims - Wage Works	2025
12/4/2025	HRA WAIVER Claims 2025	(42,414.43)	214	HRA Waiver Claims - Wage Works	2025
12/4/2025	HRA WAIVER D/V Claims 2025	(7,957.32)	214	HRA Waiver Claims - Wage Works	2025
12/5/2025	CDHPHRA Claims 2025	(157,722.37)	213	HRA Embedded Claims - Wage Works	2025
12/5/2025	HRA WAIVER Claims 2025	(93,237.04)	214	HRA Waiver Claims - Wage Works	2025
12/5/2025	HRA WAIVER D/V Claims 2025	(38,464.35)	214	HRA Waiver Claims - Wage Works	2025
12/8/2025	CDHPHRA Claims 2025	(173,432.19)	213	HRA Embedded Claims - Wage Works	2025
12/8/2025	HRA WAIVER Claims 2025	(100,629.94)	214	HRA Waiver Claims - Wage Works	2025
12/8/2025	HRA WAIVER D/V Claims 2025	(41,845.20)	214	HRA Waiver Claims - Wage Works	2025
12/9/2025	CDHPHRA Claims 2025	(273,191.73)	213	HRA Embedded Claims - Wage Works	2025
12/9/2025	HRA WAIVER Claims 2025	(148,484.13)	214	HRA Waiver Claims - Wage Works	2025
12/9/2025	HRA WAIVER D/V Claims 2025	(82,064.59)	214	HRA Waiver Claims - Wage Works	2025
12/10/2025	CDHPHRA Claims 2025	(191,752.88)	213	HRA Embedded Claims - Wage Works	2025
12/10/2025	HRA WAIVER Claims 2025	(110,630.00)	214	HRA Waiver Claims - Wage Works	2025
12/10/2025	HRA WAIVER D/V Claims 2025	(42,734.58)	214	HRA Waiver Claims - Wage Works	2025
12/10/2025	Claims 2025	(24,934,367.81)	310	Pharmacy Claims - CVS	2025
12/11/2025	CDHPHRA Claims 2025	(70,925.26)	213	HRA Embedded Claims - Wage Works	2025
12/11/2025	HRA WAIVER Claims 2025	(43,557.75)	214	HRA Waiver Claims - Wage Works	2025
12/11/2025	HRA WAIVER D/V Claims 2025	(14,478.32)	214	HRA Waiver Claims - Wage Works	2025
12/12/2025	CDHPHRA Claims 2025	(147,684.05)	213	HRA Embedded Claims - Wage Works	2025
12/12/2025	HRA WAIVER Claims 2025	(71,055.81)	214	HRA Waiver Claims - Wage Works	2025
12/12/2025	HRA WAIVER D/V Claims 2025	(28,188.96)	214	HRA Waiver Claims - Wage Works	2025
12/15/2025	CDHPHRA Claims 2025	(152,474.31)	213	HRA Embedded Claims - Wage Works	2025
12/15/2025	HRA WAIVER Claims 2025	(72,438.30)	214	HRA Waiver Claims - Wage Works	2025
12/15/2025	HRA WAIVER D/V Claims 2025	(41,994.48)	214	HRA Waiver Claims - Wage Works	2025
12/16/2025	CDHPHRA Claims 2025	(286,183.55)	213	HRA Embedded Claims - Wage Works	2025
12/16/2025	HRA WAIVER Claims 2025	(149,245.25)	214	HRA Waiver Claims - Wage Works	2025
12/16/2025	HRA WAIVER D/V Claims 2025	(83,167.43)	214	HRA Waiver Claims - Wage Works	2025
12/17/2025	CDHPHRA Claims 2025	(197,331.50)	213	HRA Embedded Claims - Wage Works	2025
12/17/2025	HRA WAIVER Claims 2025	(106,475.96)	214	HRA Waiver Claims - Wage Works	2025
12/17/2025	HRA WAIVER D/V Claims 2025	(43,729.43)	214	HRA Waiver Claims - Wage Works	2025
12/18/2025	CDHPHRA Claims 2025	(68,546.61)	213	HRA Embedded Claims - Wage Works	2025
12/18/2025	HRA WAIVER Claims 2025	(37,181.98)	214	HRA Waiver Claims - Wage Works	2025
12/18/2025	HRA WAIVER D/V Claims 2025	(19,201.73)	214	HRA Waiver Claims - Wage Works	2025
12/18/2025	Claims 2025	(29,894,747.33)	310	Pharmacy Claims - CVS	2025
12/19/2025	CDHPHRA Claims 2025	(169,499.20)	213	HRA Embedded Claims - Wage Works	2025
12/19/2025	HRA WAIVER Claims 2025	(84,447.75)	214	HRA Waiver Claims - Wage Works	2025
12/19/2025	HRA WAIVER D/V Claims 2025	(50,158.54)	214	HRA Waiver Claims - Wage Works	2025
12/22/2025	CDHPHRA Claims 2025	(159,209.48)	213	HRA Embedded Claims - Wage Works	2025
12/22/2025	HRA WAIVER Claims 2025	(89,171.20)	214	HRA Waiver Claims - Wage Works	2025
12/22/2025	HRA WAIVER D/V Claims 2025	(54,637.30)	214	HRA Waiver Claims - Wage Works	2025
12/23/2025	CDHPHRA Claims 2025	(280,680.69)	213	HRA Embedded Claims - Wage Works	2025
12/23/2025	HRA WAIVER Claims 2025	(157,604.76)	214	HRA Waiver Claims - Wage Works	2025
12/23/2025	HRA WAIVER D/V Claims 2025	(82,259.53)	214	HRA Waiver Claims - Wage Works	2025
12/24/2025	CDHPHRA Claims 2025	(183,710.51)	213	HRA Embedded Claims - Wage Works	2025
12/24/2025	HRA WAIVER Claims 2025	(95,273.77)	214	HRA Waiver Claims - Wage Works	2025
12/24/2025	HRA WAIVER D/V Claims 2025	(42,403.52)	214	HRA Waiver Claims - Wage Works	2025
12/29/2025	CDHPHRA Claims 2025	(67,832.65)	213	HRA Embedded Claims - Wage Works	2025
12/29/2025	HRA WAIVER Claims 2025	(42,464.39)	214	HRA Waiver Claims - Wage Works	2025

December 2025 Cash Transaction Report

DATE	DESCRIPTION	AMOUNT	LRC Code	LRC Description	PL/YR
12/29/2025	HRA WAIVER D/V Claims 2025	(20,127.22)	214	HRA Waiver Claims - Wage Works	2025
12/30/2025	CDHPHRA Claims 2025	(488,637.55)	213	HRA Embedded Claims - Wage Works	2025
12/30/2025	HRA WAIVER Claims 2025	(249,017.06)	214	HRA Waiver Claims - Wage Works	2025
12/30/2025	HRA WAIVER D/V Claims 2025	(184,040.13)	214	HRA Waiver Claims - Wage Works	2025
12/31/2025	CDHPHRA Claims 2025	(166,139.25)	213	HRA Embedded Claims - Wage Works	2025
12/31/2025	HRA WAIVER Claims 2025	(95,489.51)	214	HRA Waiver Claims - Wage Works	2025
12/31/2025	HRA WAIVER D/V Claims 2025	(32,654.67)	214	HRA Waiver Claims - Wage Works	2025
12/18/2025	UK Acupuncture	(5,616.54)	210	Medical Claims - Anthem	2025
12/18/2025	UK Acupuncture	(1,872.18)	210	Medical Claims - Anthem	2025
12/31/2025	Health Insurance Premiums 2026	448.32	101	Premiums	2026
December		5,877,582.63			
Ending Balance		<u>\$153,968,699.77</u>			

December Account Summary	
101 Premiums	268,032,202.61
102 HRA Waiver Contribution	8,045,408.74
110 Investment Income	519,995.27
120 Drug Rebates - Express Scripts	0.00
121 Drug Rebates - CVS	0.00
130 Transfers From other plan year(s)	0.00
201 Medical Claims - Humana	0.00
202 Humana Admin	0.00
203 HRA Embedded Claims - Humana	0.00
204 HRA Waiver Claims - Humana	0.00
210 Medical Claims - Anthem	(180,907,571.80)
211 Carrum Claims	(178,829.40)
212 Medical Benefit Claims Monitoring	(378.32)
213 HRA Embedded Claims - Wage Works	(3,993,910.64)
214 HRA Waiver Claims - Wage Works	(3,291,021.12)
215 Anthem Admin	(3,991,833.39)
216 Wage Works Admin	(449,037.65)
217 MDX Medical Admin - Compass Choice	(78,278.75)
218 Rethink BH Services	(85,264.00)
219 Ongoing Dependent Eligibility Audit	(146,025.00)
220 Printing & Postage Services	0.00
221 WebMD Admin	(69,400.69)
222 WebMD Claims	0.00
223 Castlight Admin	(416,666.67)
224 Castlight Rewards	(647,030.00)
301 Pharmacy Claims - Express Scripts	0.00
302 Express Scripts Admin	0.00
310 Pharmacy Claims - CVS	(74,922,312.52)
311 CVS Admin	(1,540,780.28)
312 Pharmacy claims monitoring/audit	0.00
500 Transfers To other plan year(s)	0.00
501 Operating Transfer/ Exp & Adj	0.00
502 Transfer for Clinic Cleaning Services	(1,683.76)
503 Voided/NSF/Cancelled Check Fees	0.00
December	<u>\$5,877,582.63</u>

Plan Year 2021

2025	2024 Balance Forward	Jan-2025	Feb-2025	Mar-2025	Apr-2025	May-2025	Jun-2025	Jul-2025	Aug-2025	Sep-2025	Oct-2025	Nov-2025	Dec-2025	Plan Year Transactions to Date
101 Premiums	\$1,663,134,643.50	0.00	0.00	0.00	0.00	0.00	0.00	0.00	0.00	0.00	0.00	0.00	0.00	\$1,663,134,643.50
102 HRA Waiver Contribution	\$46,974,103.33	0.00	0.00	0.00	0.00	0.00	0.00	0.00	0.00	0.00	0.00	0.00	0.00	\$46,974,103.33
110 Investment Income	(\$163,307.43)	0.00	0.00	0.00	0.00	0.00	0.00	0.00	0.00	0.00	0.00	0.00	0.00	(\$163,307.43)
120 Drus Rebates Escripts	\$0.00	0.00	0.00	0.00	0.00	0.00	0.00	0.00	0.00	0.00	0.00	0.00	0.00	\$0.00
121 Drug Rebates CVS	\$188,349,854.57	0.00	0.00	0.00	0.00	0.00	0.00	0.00	0.00	0.00	0.00	0.00	0.00	\$188,349,854.57
130 TRANSFERS From OTHER PLAN YEAR(S)	\$390,677,785.44	0.00	0.00	0.00	0.00	0.00	0.00	0.00	0.00	0.00	0.00	0.00	0.00	\$390,677,785.44
201 Medical Claims Humana	(\$2,270,305.32)	0.00	0.00	0.00	0.00	0.00	0.00	0.00	0.00	0.00	4,689.38	0.00	0.00	(\$2,265,615.94)
202 Humana Admin Fees	\$0.00	0.00	0.00	0.00	0.00	0.00	0.00	0.00	0.00	0.00	0.00	0.00	0.00	\$0.00
203 HRA Select Claims Humana	\$0.00	0.00	0.00	0.00	0.00	0.00	0.00	0.00	0.00	0.00	0.00	0.00	0.00	\$0.00
204 HRA Waiver Claims Humana	\$0.00	0.00	0.00	0.00	0.00	0.00	0.00	0.00	0.00	0.00	0.00	0.00	0.00	\$0.00
210 Medical Claims Anthem	(\$1,244,001,753.57)	30,386.21	(2,847,798.07)	61,431.57	86,677.90	145,389.58	319,103.62	18,610.68	114,361.96	305,765.11	(95,296.45)	78,353.85	48,516.32	(\$1,245,736,251.29)
211 Carrum Claims	\$0.00	0.00	0.00	0.00	0.00	0.00	0.00	0.00	0.00	0.00	0.00	0.00	0.00	\$0.00
212 Medical Benefit Claims Monitoring	\$0.00	0.00	0.00	0.00	0.00	0.00	0.00	0.00	0.00	0.00	0.00	0.00	0.00	\$0.00
213 HRA Embedded Claims Wage Works	(\$54,909,370.48)	0.00	265.18	732.43	364.28	466.55	336.48	221.09	0.00	0.00	(7,556.40)	249.49	0.00	(\$54,914,291.38)
214 HRA Waiver Claims Wage Works	(\$35,910,681.63)	678.58	798.80	862.09	911.60	71.00	63.10	219.19	983.67	756.01	(4,081.19)	879.60	0.00	(\$35,908,539.18)
215 Anthem Admin	(\$39,167,701.31)	0.00	0.00	0.00	0.00	0.00	0.00	0.00	0.00	0.00	0.00	0.00	0.00	(\$39,167,701.31)
216 Wage Works Admin	(\$5,085,605.04)	0.00	0.00	0.00	0.00	0.00	0.00	0.00	0.00	0.00	0.00	0.00	0.00	(\$5,085,605.04)
217 MDX Medical Admin Compass	(\$1,274,538.35)	0.00	0.00	0.00	0.00	0.00	0.00	0.00	0.00	0.00	0.00	0.00	0.00	(\$1,274,538.35)
218 Rethink - BH Services	(\$1,058,208.00)	0.00	0.00	0.00	0.00	0.00	0.00	0.00	0.00	0.00	0.00	0.00	0.00	(\$1,058,208.00)
219 Dependent Eligibility Audit	(\$105,823.23)	0.00	0.00	0.00	0.00	0.00	0.00	0.00	0.00	0.00	0.00	0.00	0.00	(\$105,823.23)
220 Printing & Postage	\$0.00	0.00	0.00	0.00	0.00	0.00	0.00	0.00	0.00	0.00	0.00	0.00	0.00	\$0.00
221 WebMD Admin	(\$9,440,596.87)	0.00	0.00	0.00	0.00	0.00	0.00	0.00	0.00	0.00	0.00	0.00	0.00	(\$9,440,596.87)
222 WebMD Claims	(\$6,085,777.93)	0.00	0.00	0.00	0.00	0.00	0.00	0.00	0.00	0.00	0.00	0.00	0.00	(\$6,085,777.93)
223 Castlight Admin	\$0.00	0.00	0.00	0.00	0.00	0.00	0.00	0.00	0.00	0.00	0.00	0.00	0.00	\$0.00
224 Castlight Rewards	\$0.00	0.00	0.00	0.00	0.00	0.00	0.00	0.00	0.00	0.00	0.00	0.00	0.00	\$0.00
301 Pharmacy Claims Express Scripts	\$0.00	0.00	0.00	0.00	0.00	0.00	0.00	0.00	0.00	0.00	0.00	0.00	0.00	\$0.00
302 Express Scripts Admin Fees	\$0.00	0.00	0.00	0.00	0.00	0.00	0.00	0.00	0.00	0.00	0.00	0.00	0.00	\$0.00
310 Pharmacy Claims-CVS	(\$554,846,584.12)	0.00	(2,101.40)	0.00	0.00	0.00	0.00	(2,754.66)	62.36	0.00	0.00	(307.60)	0.00	(\$554,851,685.42)
311 CVS ADMIN	(\$8,580,429.65)	0.00	0.00	0.00	0.00	0.00	0.00	0.00	0.00	0.00	0.00	0.00	0.00	(\$8,580,429.65)
312 Pharmacy claims monitoring/audit	\$0.00	0.00	0.00	0.00	0.00	0.00	0.00	0.00	0.00	0.00	0.00	0.00	0.00	\$0.00
500 TRANSFERS To OTHER PLAN YEAR(S)	\$0.00	0.00	0.00	0.00	0.00	0.00	0.00	0.00	0.00	0.00	0.00	0.00	0.00	\$0.00
501 Operating Transfer Exp & Adj	\$31,725,664.69	0.00	0.00	0.00	0.00	0.00	0.00	0.00	0.00	0.00	0.00	0.00	0.00	\$31,725,664.69
502 Transfer for Clinic Cleaning Services	(\$14,053.60)	0.00	0.00	0.00	0.00	0.00	0.00	0.00	0.00	0.00	0.00	0.00	0.00	(\$14,053.60)
503 Voided/NSF/Cancelled Check Fees	(\$10.00)	0.00	0.00	0.00	0.00	0.00	0.00	0.00	0.00	0.00	0.00	0.00	0.00	(\$10.00)
Total Cash Transactions:	\$357,947,305.00	\$31,064.79	(\$2,848,835.49)	\$63,026.09	\$87,953.78	\$145,927.13	\$319,503.20	\$16,296.30	\$115,407.99	\$306,521.12	(\$102,244.66)	\$79,175.34	\$48,516.32	\$356,209,616.91

Plan Year 2021

2024	2023 Balance Forward	Jan-2024	Feb-2024	Mar-2024	Apr-2024	May-2024	Jun-2024	Jul-2024	Aug-2024	Sep-2024	Oct-2024	Nov-2024	Dec-2024	Plan Year Transactions to Date
101 Premiums	\$1,663,134,643.50	0.00	0.00	0.00	0.00	0.00	0.00	0.00	0.00	0.00	0.00	0.00	0.00	\$1,663,134,643.50
102 HRA Waiver Contribution	\$46,974,103.33	0.00	0.00	0.00	0.00	0.00	0.00	0.00	0.00	0.00	0.00	0.00	0.00	\$46,974,103.33
110 Investment Income	(\$163,307.43)	0.00	0.00	0.00	0.00	0.00	0.00	0.00	0.00	0.00	0.00	0.00	0.00	(\$163,307.43)
120 Drus Rebates Escripts	\$0.00	0.00	0.00	0.00	0.00	0.00	0.00	0.00	0.00	0.00	0.00	0.00	0.00	\$0.00
121 Drug Rebates CVS	\$186,184,942.15	461,426.92	0.00	0.00	563,760.32	0.00	0.00	759,438.07	0.00	0.00	380,287.11	0.00	0.00	\$188,349,854.57
130 TRANSFERS From OTHER PLAN YEAR(S)	\$0.00	0.00	0.00	0.00	0.00	0.00	0.00	0.00	0.00	0.00	0.00	390,677,785.44	0.00	\$390,677,785.44
201 Medical Claims Humana	(\$2,270,305.32)	0.00	0.00	0.00	0.00	0.00	0.00	0.00	0.00	0.00	0.00	0.00	0.00	(\$2,270,305.32)
202 Humana Admin Fees	\$0.00	0.00	0.00	0.00	0.00	0.00	0.00	0.00	0.00	0.00	0.00	0.00	0.00	\$0.00
203 HRA Select Claims Humana	\$0.00	0.00	0.00	0.00	0.00	0.00	0.00	0.00	0.00	0.00	0.00	0.00	0.00	\$0.00
204 HRA Waiver Claims Humana	\$0.00	0.00	0.00	0.00	0.00	0.00	0.00	0.00	0.00	0.00	0.00	0.00	0.00	\$0.00
210 Medical Claims Anthem	(\$1,245,281,586.70)	223,434.18	(38,191.93)	101,791.90	110,271.29	91,977.25	(80,333.94)	157,482.25	23,140.10	504,607.08	225,518.46	(95,940.97)	56,077.46	(\$1,244,001,753.57)
211 Carrum Claims	\$0.00	0.00	0.00	0.00	0.00	0.00	0.00	0.00	0.00	0.00	0.00	0.00	0.00	\$0.00
213 HRA Embedded Claims Wage Works	(\$54,901,430.72)	0.00	4,303.66	0.00	541.89	0.00	(5,084.52)	0.00	(4,005.13)	(159.27)	(4,277.98)	513.57	228.02	(\$54,909,370.48)
214 HRA Waiver Claims Wage Works	(\$35,920,332.17)	290.00	772.07	0.00	1,062.35	145.65	5,084.52	0.00	(662.64)	319.30	(653.76)	1,595.47	1,697.58	(\$35,910,681.63)
215 Anthem Admin	(\$39,167,491.33)	0.00	0.00	0.00	0.00	0.00	0.00	0.00	0.00	(209.98)	0.00	0.00	0.00	(\$39,167,701.31)
216 Wage Works Admin	(\$5,085,605.04)	0.00	0.00	0.00	0.00	0.00	0.00	0.00	0.00	0.00	0.00	0.00	0.00	(\$5,085,605.04)
217 MDX Medical Admin Compass	(\$1,274,538.35)	0.00	0.00	0.00	0.00	0.00	0.00	0.00	0.00	0.00	0.00	0.00	0.00	(\$1,274,538.35)
218 Rethink - BH Services	(\$1,058,208.00)	0.00	0.00	0.00	0.00	0.00	0.00	0.00	0.00	0.00	0.00	0.00	0.00	(\$1,058,208.00)
219 Dependent Eligibility Audit	(\$105,823.23)	0.00	0.00	0.00	0.00	0.00	0.00	0.00	0.00	0.00	0.00	0.00	0.00	(\$105,823.23)
220 Printing & Postage	\$0.00	0.00	0.00	0.00	0.00	0.00	0.00	0.00	0.00	0.00	0.00	0.00	0.00	\$0.00
221 WebMD Admin	(\$9,440,596.87)	0.00	0.00	0.00	0.00	0.00	0.00	0.00	0.00	0.00	0.00	0.00	0.00	(\$9,440,596.87)
222 WebMD Claims	(\$6,085,777.93)	0.00	0.00	0.00	0.00	0.00	0.00	0.00	0.00	0.00	0.00	0.00	0.00	(\$6,085,777.93)
223 Castlight Admin	\$0.00	0.00	0.00	0.00	0.00	0.00	0.00	0.00	0.00	0.00	0.00	0.00	0.00	\$0.00
224 Castlight Rewards	\$0.00	0.00	0.00	0.00	0.00	0.00	0.00	0.00	0.00	0.00	0.00	0.00	0.00	\$0.00
301 Pharmacy Claims Express Scripts	\$0.00	0.00	0.00	0.00	0.00	0.00	0.00	0.00	0.00	0.00	0.00	0.00	0.00	\$0.00
302 Express Scripts Admin Fees	\$0.00	0.00	0.00	0.00	0.00	0.00	0.00	0.00	0.00	0.00	0.00	0.00	0.00	\$0.00
310 Pharmacy Claims-CVS	(\$554,663,378.36)	(64,888.20)	(110,223.81)	(1,201.76)	(3,860.72)	(92.74)	0.00	(4,993.75)	439.81	1,214.86	(457.57)	858.64	(0.52)	(\$554,846,584.12)
311 CVS ADMIN	(\$8,580,429.65)	0.00	0.00	0.00	0.00	0.00	0.00	0.00	0.00	0.00	0.00	0.00	0.00	(\$8,580,429.65)
312 Pharmacy claims monitoring/audit	\$0.00	0.00	0.00	0.00	0.00	0.00	0.00	0.00	0.00	0.00	0.00	0.00	0.00	\$0.00
500 TRANSFERS To OTHER PLAN YEAR(S)	\$0.00	0.00	0.00	0.00	0.00	0.00	0.00	0.00	0.00	0.00	0.00	0.00	0.00	\$0.00
501 Operating Transfer Exp & Adj	\$31,714,472.19	0.00	0.00	11,192.50	0.00	0.00	0.00	0.00	0.00	0.00	0.00	0.00	0.00	\$31,725,664.69
502 Transfer for Clinic Cleaning Services	(\$14,053.60)	0.00	0.00	0.00	0.00	0.00	0.00	0.00	0.00	0.00	0.00	0.00	0.00	(\$14,053.60)
503 Voided/NSF/Cancelled Check Fees	(\$10.00)	0.00	0.00	0.00	0.00	0.00	0.00	0.00	0.00	0.00	0.00	0.00	0.00	(\$10.00)
Total Cash Transactions:	(\$36,004,713.53)	\$620,262.90	(\$143,340.01)	\$111,782.64	\$671,775.13	\$92,030.16	(\$80,333.94)	\$911,926.57	\$18,912.14	\$505,771.99	\$600,416.26	\$390,584,812.15	\$58,002.54	\$357,947,305.00

Plan Year 2021

2023	2022 Balance Forward	Jan-2023	Feb-2023	Mar-2023	Apr-2023	May-2023	Jun-2023	Jul-2023	Aug-2023	Sep-2023	Oct-2023	Nov-2023	Dec-2023	Plan Year Transactions to Date
101 Premiums	\$1,663,069,045.81	0.00	65,597.69	0.00	0.00	0.00	0.00	0.00	0.00	0.00	0.00	0.00	0.00	\$1,663,134,643.50
102 HRA Waiver Contribution	\$46,974,103.33	0.00	0.00	0.00	0.00	0.00	0.00	0.00	0.00	0.00	0.00	0.00	0.00	\$46,974,103.33
110 Investment Income	(\$163,307.43)	0.00	0.00	0.00	0.00	0.00	0.00	0.00	0.00	0.00	0.00	0.00	0.00	(\$163,307.43)
120 Drus Rebates Escripts	\$0.00	0.00	0.00	0.00	0.00	0.00	0.00	0.00	0.00	0.00	0.00	0.00	0.00	\$0.00
121 Drug Rebates CVS	\$186,787,214.45	(271,708.70)	0.00	0.00	(344,581.87)	0.00	0.00	13,165.91	0.00	0.00	852.36	0.00	0.00	\$186,184,942.15
130 TRANSFERS From OTHER PLAN YEAR(S)	\$0.00	0.00	0.00	0.00	0.00	0.00	0.00	0.00	0.00	0.00	0.00	0.00	0.00	\$0.00
201 Medical Claims Humana	(\$2,270,305.32)	0.00	0.00	0.00	0.00	0.00	0.00	0.00	0.00	0.00	0.00	0.00	0.00	(\$2,270,305.32)
202 Humana Admin Fees	\$0.00	0.00	0.00	0.00	0.00	0.00	0.00	0.00	0.00	0.00	0.00	0.00	0.00	\$0.00
203 HRA Select Claims Humana	\$0.00	0.00	0.00	0.00	0.00	0.00	0.00	0.00	0.00	0.00	0.00	0.00	0.00	\$0.00
204 HRA Waiver Claims Humana	\$0.00	0.00	0.00	0.00	0.00	0.00	0.00	0.00	0.00	0.00	0.00	0.00	0.00	\$0.00
210 Medical Claims Anthem	(\$1,246,553,760.39)	(4,192,109.91)	(766,805.79)	(65,670.81)	477,300.66	284,315.56	77,264.03	5,408,446.98	(628,286.86)	292,596.63	135,921.86	64,057.02	185,144.32	(\$1,245,281,586.70)
211 Carrum Claims	\$0.00	0.00	0.00	0.00	0.00	0.00	0.00	0.00	0.00	0.00	0.00	0.00	0.00	\$0.00
213 HRA Embedded Claims Wage Works	(\$54,908,089.14)	0.00	0.00	4,262.68	67.20	5,975.61	0.00	0.00	(1,436.14)	1,013.61	(9,505.70)	197.46	6,083.70	(\$54,901,430.72)
214 HRA Waiver Claims Wage Works	(\$35,923,140.87)	455.94	0.00	5,338.22	453.00	3,228.84	0.00	0.00	(5,570.40)	4,546.38	(5,732.79)	(2,640.64)	2,730.15	(\$35,920,332.17)
215 Anthem Admin	(\$39,167,491.33)	0.00	0.00	0.00	0.00	0.00	0.00	0.00	0.00	0.00	0.00	0.00	0.00	(\$39,167,491.33)
216 Wage Works Admin	(\$5,085,605.04)	0.00	0.00	0.00	0.00	0.00	0.00	0.00	0.00	0.00	0.00	0.00	0.00	(\$5,085,605.04)
217 MDX Medical Admin Compass	(\$1,274,538.35)	0.00	0.00	0.00	0.00	0.00	0.00	0.00	0.00	0.00	0.00	0.00	0.00	(\$1,274,538.35)
218 Rethink - BH Services	(\$1,058,208.00)	0.00	0.00	0.00	0.00	0.00	0.00	0.00	0.00	0.00	0.00	0.00	0.00	(\$1,058,208.00)
219 Dependent Eligibility Audit	(\$105,823.23)	0.00	0.00	0.00	0.00	0.00	0.00	0.00	0.00	0.00	0.00	0.00	0.00	(\$105,823.23)
220 Printing & Postage	\$0.00	0.00	0.00	0.00	0.00	0.00	0.00	0.00	0.00	0.00	0.00	0.00	0.00	\$0.00
221 WebMD Admin	(\$9,440,596.87)	0.00	0.00	0.00	0.00	0.00	0.00	0.00	0.00	0.00	0.00	0.00	0.00	(\$9,440,596.87)
222 WebMD Claims	(\$6,085,777.93)	0.00	0.00	0.00	0.00	0.00	0.00	0.00	0.00	0.00	0.00	0.00	0.00	(\$6,085,777.93)
223 Castlight Admin	\$0.00	0.00	0.00	0.00	0.00	0.00	0.00	0.00	0.00	0.00	0.00	0.00	0.00	\$0.00
224 Castlight Rewards	\$0.00	0.00	0.00	0.00	0.00	0.00	0.00	0.00	0.00	0.00	0.00	0.00	0.00	\$0.00
301 Pharmacy Claims Express Scripts	\$0.00	0.00	0.00	0.00	0.00	0.00	0.00	0.00	0.00	0.00	0.00	0.00	0.00	\$0.00
302 Express Scripts Admin Fees	\$0.00	0.00	0.00	0.00	0.00	0.00	0.00	0.00	0.00	0.00	0.00	0.00	0.00	\$0.00
310 Pharmacy Claims-CVS	(\$553,474,915.26)	50.75	(256,497.86)	0.00	(175,742.58)	(69,153.94)	(148,843.10)	(112,037.96)	(265.00)	(391,490.46)	(4,687.88)	(28,541.61)	(1,253.46)	(\$554,663,378.36)
311 CVS ADMIN	(\$8,580,287.28)	0.00	0.00	(142.37)	0.00	0.00	0.00	0.00	0.00	0.00	0.00	0.00	0.00	(\$8,580,429.65)
312 Pharmacy claims monitoring/audit	\$0.00	0.00	0.00	0.00	0.00	0.00	0.00	0.00	0.00	0.00	0.00	0.00	0.00	\$0.00
500 TRANSFERS To OTHER PLAN YEAR(S)	\$0.00	0.00	0.00	0.00	0.00	0.00	0.00	0.00	0.00	0.00	0.00	0.00	0.00	\$0.00
501 Operating Transfer Exp & Adj	\$31,572,918.55	0.00	0.00	134,629.15	0.00	0.00	0.00	6,924.49	0.00	0.00	0.00	0.00	0.00	\$31,714,472.19
502 Transfer for Clinic Cleaning Services	(\$14,053.60)	0.00	0.00	0.00	0.00	0.00	0.00	0.00	0.00	0.00	0.00	0.00	0.00	(\$14,053.60)
503 Voided/NSF/Cancelled Check Fees	(\$10.00)	0.00	0.00	0.00	0.00	0.00	0.00	0.00	0.00	0.00	0.00	0.00	0.00	(\$10.00)
Total Cash Transactions:	(\$35,702,627.90)	(\$4,463,311.92)	(\$957,705.96)	\$78,416.87	(\$42,503.59)	\$224,366.07	(\$71,579.07)	\$5,316,499.42	(\$635,558.40)	(\$93,333.84)	\$116,847.85	\$33,072.23	\$192,704.71	(\$36,004,713.53)

Plan Year 2021

2022	2021 Balance Forward	Jan-2022	Feb-2022	Mar-2022	Apr-2022	May-2022	Jun-2022	Jul-2022	Aug-2022	Sep-2022	Oct-2022	Nov-2022	Dec-2022	Plan Year Transactions to Date
101 Premiums	\$1,580,526,263.92	82,386,926.89	32,141.79	1,134.10	122,579.11	0.00	0.00	0.00	0.00	0.00	0.00	0.00	0.00	\$1,663,069,045.81
102 HRA Waiver Contribution	\$46,951,082.83	23,020.50	0.00	0.00	0.00	0.00	0.00	0.00	0.00	0.00	0.00	0.00	0.00	\$46,974,103.33
110 Investment Income	(\$163,307.43)	0.00	0.00	0.00	0.00	0.00	0.00	0.00	0.00	0.00	0.00	0.00	0.00	(\$163,307.43)
120 Drus Rebates Escripts	\$0.00	0.00	0.00	0.00	0.00	0.00	0.00	0.00	0.00	0.00	0.00	0.00	0.00	\$0.00
121 Drug Rebates CVS	\$86,722,194.64	46,018,808.16	0.00	0.00	46,125,558.34	0.00	0.00	7,104,247.94	0.00	0.00	816,405.37	0.00	0.00	\$186,787,214.45
130 TRANSFERS <i>From</i> OTHER PLAN YEAR(S)	\$0.00	0.00	0.00	0.00	0.00	0.00	0.00	0.00	0.00	0.00	0.00	0.00	0.00	\$0.00
201 Medical Claims Humana	(\$2,270,305.32)	0.00	0.00	0.00	0.00	0.00	0.00	0.00	0.00	0.00	0.00	0.00	0.00	(\$2,270,305.32)
202 Humana Admin Fees	\$0.00	0.00	0.00	0.00	0.00	0.00	0.00	0.00	0.00	0.00	0.00	0.00	0.00	\$0.00
203 HRA Select Claims Humana	\$0.00	0.00	0.00	0.00	0.00	0.00	0.00	0.00	0.00	0.00	0.00	0.00	0.00	\$0.00
204 HRA Waiver Claims Humana	\$0.00	0.00	0.00	0.00	0.00	0.00	0.00	0.00	0.00	0.00	0.00	0.00	0.00	\$0.00
210 Medical Claims Anthem	(\$1,059,040,281.09)	(97,280,846.92)	(42,144,343.36)	(15,501,921.98)	(10,395,584.37)	(7,317,876.44)	(3,812,620.78)	(1,996,891.44)	(1,436,183.16)	(3,739,126.70)	(1,891,369.00)	(1,324,734.50)	(671,980.65)	(\$1,246,553,760.39)
213 HRA Embedded Claims Wage Works	(\$52,511,047.58)	(1,835,940.77)	(232,555.63)	(232,760.55)	(96,072.56)	(2,127.93)	497.54	141.59	40.68	(500.00)	306.99	843.27	1,085.81	(\$54,908,089.14)
214 HRA Waiver Claims Wage Works	(\$34,074,186.17)	(1,447,378.60)	(147,689.24)	(160,627.49)	(74,930.27)	187.14	1,457.91	(24,793.24)	1,245.26	30.00	418.86	1,420.08	1,704.89	(\$35,923,140.87)
215 Anthem Admin	(\$40,921,381.65)	(7,797.91)	892,208.91	(9.54)	(2.10)	0.00	0.00	869,490.96	0.00	0.00	0.00	0.00	0.00	(\$39,167,491.33)
216 Wage Works Admin	(\$4,507,262.40)	(433,819.00)	(6,277.60)	(171,724.20)	(6,154.80)	37,152.95	2,480.01	0.00	0.00	0.00	0.00	0.00	0.00	(\$5,085,605.04)
217 MDX Medical Admin Compass	(\$1,268,538.35)	(6,000.00)	0.00	0.00	0.00	0.00	0.00	0.00	0.00	0.00	0.00	0.00	0.00	(\$1,274,538.35)
218 Rethink - BH Services	(\$970,024.00)	(88,184.00)	0.00	0.00	0.00	0.00	0.00	0.00	0.00	0.00	0.00	0.00	0.00	(\$1,058,208.00)
219 Dependent Eligibility Audit	(\$80,862.48)	(26,854.80)	0.00	0.00	1,894.05	0.00	0.00	0.00	0.00	0.00	0.00	0.00	0.00	(\$105,823.23)
220 Printing & Postage	\$0.00	0.00	0.00	0.00	0.00	0.00	0.00	0.00	0.00	0.00	0.00	0.00	0.00	\$0.00
221 WebMD Admin	(\$8,689,941.92)	(834,016.63)	(438.60)	0.00	0.00	0.00	83,800.28	0.00	0.00	0.00	0.00	0.00	0.00	(\$9,440,596.87)
222 WebMD Claims	(\$4,281,472.52)	(526,399.67)	(1,277,905.74)	0.00	0.00	0.00	0.00	0.00	0.00	0.00	0.00	0.00	0.00	(\$6,085,777.93)
301 Pharmacy Claims Express Scripts	\$0.00	0.00	0.00	0.00	0.00	0.00	0.00	0.00	0.00	0.00	0.00	0.00	0.00	\$0.00
302 Express Scripts Admin Fees	\$0.00	0.00	0.00	0.00	0.00	0.00	0.00	0.00	0.00	0.00	0.00	0.00	0.00	\$0.00
310 Pharmacy Claims-CVS	(\$542,074,831.25)	(11,244,825.99)	114,884.23	22,785.17	(56,592.52)	(6,632.09)	(10,599.67)	2,984.00	0.00	1,010.83	(235,313.14)	(1,683.16)	13,898.33	(\$553,474,915.26)
311 CVS ADMIN	(\$9,232,027.56)	(545,994.49)	(741,063.92)	0.00	0.00	0.00	1,939,576.93	0.00	(778.24)	0.00	0.00	0.00	0.00	(\$8,580,287.28)
500 TRANSFERS <i>To</i> OTHER PLAN YEAR(S)	\$0.00	0.00	(57,207,825.25)	57,207,825.25	0.00	0.00	0.00	0.00	0.00	0.00	0.00	0.00	0.00	\$0.00
501 Operating Transfer Exp & Adj	\$10,218,809.52	0.00	0.00	0.00	0.00	(667,636.00)	22,021,745.03	0.00	0.00	0.00	0.00	0.00	0.00	\$31,572,918.55
502 Transfer for Clinic Cleaning Services	(\$11,498.40)	(1,277.60)	(1,277.60)	0.00	0.00	0.00	0.00	0.00	0.00	0.00	0.00	0.00	0.00	(\$14,053.60)
503 Voided/NSF/Cancelled Check Fees	(\$5.00)	0.00	(5.00)	0.00	0.00	0.00	0.00	0.00	0.00	0.00	0.00	0.00	0.00	(\$10.00)
Total Cash Transactions:	(\$35,678,622.21)	\$14,149,419.17	(\$100,720,147.01)	\$41,164,700.76	\$35,620,694.88	(\$7,956,932.37)	\$20,226,337.25	\$5,955,179.81	(\$1,435,675.46)	(\$3,738,585.87)	(\$1,309,550.92)	(\$1,324,154.31)	(\$655,291.62)	(\$35,702,627.90)

Plan Year 2021

2021	2020 Balance Forward	Jan-2021	Feb-2021	Mar-2021	Apr-2021	May-2021	Jun-2021	Jul-2021	Aug-2021	Sep-2021	Oct-2021	Nov-2021	Dec-2021	Plan Year Transactions to Date
101 PREMIUMS	\$0.00	63,472,193.10	199,062,363.42	84,384,139.59	139,269,584.57	198,984,311.62	54,802,544.13	219,796,010.23	78,164,712.48	137,307,409.50	135,869,871.61	137,882,096.82	131,531,026.85	\$1,580,526,263.92
102 HRA WAIVER CONTRIBUTION	\$0.00	598,675.00	7,221,088.62	647,083.18	3,868,085.06	7,239,391.44	324,887.50	7,449,233.00	3,758,233.48	3,709,825.00	4,030,616.13	4,025,420.50	4,078,543.92	\$46,951,082.83
110 Investment Income	\$0.00	(1,212.76)	(6,831.22)	(14,578.26)	(19,990.84)	(21,596.00)	(19,920.91)	(16,159.69)	(13,178.94)	(11,453.28)	(13,851.35)	(11,717.64)	(12,816.54)	(\$163,307.43)
120 DRUG REBATES- ESCRIPTS	\$0.00	0.00	0.00	0.00	0.00	0.00	0.00	0.00	0.00	0.00	0.00	0.00	0.00	\$0.00
121 DRUG REBATES- CVS	\$0.00	0.00	0.00	0.00	0.00	0.00	0.00	0.00	43,236,360.15	0.00	0.00	43,485,834.49	0.00	\$86,722,194.64
130 TRANSFERS FROM OTHER PLAN YEAR(S)	\$0.00	0.00	0.00	0.00	0.00	0.00	0.00	0.00	0.00	0.00	0.00	0.00	0.00	\$0.00
201 MEDICAL CLAIMS HUMANA	\$0.00	0.00	0.00	0.00	0.00	\$0.00	0.00	(2,270,305.32)	0.00	0.00	0.00	0.00	0.00	(\$2,270,305.32)
202 HUMANA ADMIN FEES	\$0.00	0.00	0.00	0.00	0.00	0.00	0.00	0.00	0.00	0.00	0.00	0.00	0.00	\$0.00
203 HRA EMBEDDED CLAIMS HUMANA	\$0.00	0.00	0.00	0.00	0.00	0.00	0.00	0.00	0.00	0.00	0.00	0.00	0.00	\$0.00
204 HRA WAIVER CLAIMS HUMANA	\$0.00	0.00	0.00	0.00	0.00	0.00	0.00	0.00	0.00	0.00	0.00	0.00	0.00	\$0.00
210 MEDICAL CLAIMS- ANTHEM	\$0.00	(10,542,513.87)	(55,976,126.08)	(88,798,965.14)	(80,700,555.56)	(75,863,102.49)	(110,402,644.72)	(96,456,853.80)	(108,228,305.44)	(85,173,828.79)	(86,922,147.52)	(136,326,862.56)	(123,648,375.12)	(\$1,059,040,281.09)
213 HRA EMBEDDED CLAIMS- WW	\$0.00	(4,088,411.05)	(4,547,844.57)	(6,204,043.93)	(5,423,089.31)	(4,585,032.18)	(5,329,641.97)	(4,780,846.72)	(4,203,523.63)	(3,264,387.69)	(3,211,090.69)	(3,309,619.69)	(3,563,516.15)	(\$52,511,047.58)
214 HRA WAIVER CLAIMS- WW	\$0.00	(2,616,199.70)	(2,421,355.51)	(3,018,708.44)	(2,661,622.22)	(2,177,998.80)	(2,673,877.20)	(4,250,604.51)	(3,411,427.27)	(2,528,032.41)	(2,644,761.23)	(2,829,164.67)	(2,840,434.21)	(\$34,074,186.17)
215 ANTHEM ADMIN	\$0.00	(3,751,554.60)	(3,749,497.20)	(3,744,087.00)	(3,737,963.42)	(41,926.10)	(3,720,324.78)	(3,700,986.73)	(3,667,737.75)	(3,660,161.23)	(3,712,133.80)	(3,714,950.33)	(3,720,058.71)	(\$40,921,381.65)
216 WAGE WORKS ADMIN	\$0.00	0.00	(429,127.20)	(424,025.40)	(427,044.80)	(427,652.20)	(391,925.40)	(411,982.80)	(398,229.60)	(404,845.60)	(455,678.40)	(372,084.60)	(364,666.40)	(\$4,507,262.40)
217 MDX MEDICAL ADMIN- COMPASS	\$0.00	(103,847.20)	(110,946.40)	(103,607.40)	(108,238.55)	(105,619.20)	(104,170.80)	(104,861.10)	(105,301.30)	(103,656.70)	(105,274.55)	(1,200.00)	(211,815.15)	(\$1,268,538.35)
218 Rethink - BH Services	\$0.00	0.00	(176,368.00)	(88,184.00)	(88,184.00)	0.00	(176,368.00)	0.00	(88,184.00)	(176,368.00)	(88,184.00)	(88,184.00)	0.00	(\$970,024.00)
219 Dependent Eligibility Audit	\$0.00	0.00	(1,035.00)	(25,470.20)	(10,110.80)	(4,301.00)	(4,788.60)	1,830.80	(11,219.40)	(5,652.48)	(9,089.60)	(11,026.20)	0.00	(\$80,862.48)
220 Printing & Postage	\$0.00	0.00	0.00	0.00	0.00	0.00	0.00	0.00	0.00	0.00	0.00	0.00	0.00	\$0.00
221 WebMD Admin	\$0.00	0.00	0.00	0.00	0.00	(1,241,780.58)	(2,801,921.27)	(1,001,513.46)	(1,468,739.43)	(1,278,223.23)	(302,468.64)	(170,543.49)	(424,751.82)	(\$8,689,941.92)
222 WebMD Claims	\$0.00	0.00	0.00	0.00	0.00	(255,137.22)	0.00	(637,324.78)	0.00	(293,633.41)	0.00	(432,185.00)	(2,663,192.11)	(\$4,281,472.52)
301 PHARMACY CLAIMS - ESI	\$0.00	0.00	0.00	0.00	0.00	0.00	0.00	0.00	0.00	0.00	0.00	0.00	0.00	\$0.00
302 EXPRESS SCRIPTS ADMIN FEES	\$0.00	0.00	0.00	0.00	0.00	0.00	0.00	0.00	0.00	0.00	0.00	0.00	0.00	\$0.00
310 PHARMACY CLAIMS- CVS	\$0.00	(29,674,047.77)	(41,590,191.23)	(40,393,682.44)	(47,710,975.99)	(42,622,065.37)	(48,766,666.60)	(46,038,836.24)	(46,267,158.95)	(48,089,988.08)	(47,292,986.66)	(37,530,925.41)	(66,097,306.51)	(\$542,074,831.25)
311 CVS ADMIN	\$0.00	(236,579.00)	(243,422.94)	(1,022,788.22)	(1,063,523.85)	(1,003,223.79)	(949,161.95)	(684,174.04)	(769,506.59)	(901,926.27)	(718,618.10)	(905,794.78)	(733,308.03)	(\$9,232,027.56)
500 TRANSFERS TO OTHER PLAN YEAR(S)	\$0.00	0.00	0.00	0.00	0.00	0.00	0.00	0.00	0.00	0.00	0.00	0.00	0.00	\$0.00
501 OPERATING TRANSFER/EXP & ADJ	\$0.00	(2,065,859.17)	(1,277.60)	0.00	(1,853,172.12)	16,962,267.73	(646,936.00)	0.00	(105,908.00)	0.00	(2,070,305.32)	0.00	0.00	\$10,218,809.52
502 Transfer for Clinic Cleaning Services	\$0.00	0.00	0.00	(1,277.60)	0.00	(1,277.60)	(3,832.80)	0.00	0.00	(1,277.60)	0.00	(3,832.80)	0.00	(\$11,498.40)
503 Voided/NSF/ Cancelled Check Fees	\$0.00	0.00	0.00	0.00	0.00	(5.00)	0.00	0.00	0.00	0.00	0.00	0.00	0.00	(\$5.00)
Total Cash Transactions:	\$0.00	\$10,990,642.98	\$97,029,429.09	(\$58,808,195.26)	(\$666,801.83)	\$94,835,253.26	(\$120,864,749.37)	\$110,128,984.99	(\$86,815,474.34)	(\$4,876,200.27)	\$35,839,732.37	(\$43,800,573.85)	(\$68,670,669.98)	(\$35,678,622.21)

Plan Year 2022

2025	2024 Balance Forward	Jan-2025	Feb-2025	Mar-2025	Apr-2025	May-2025	Jun-2025	Jul-2025	Aug-2025	Sep-2025	Oct-2025	Nov-2025	Dec-2025	Plan Year Transactions to Date
101 Premiums	\$1,692,653,610.02	0.00	0.00	0.00	0.00	0.00	0.00	0.00	0.00	0.00	0.00	0.00	0.00	\$1,692,653,610.02
102 HRA Waiver Contribution	\$48,900,472.44	0.00	0.00	0.00	0.00	0.00	0.00	0.00	0.00	0.00	0.00	0.00	0.00	\$48,900,472.44
110 Investment Income	\$7,523,424.13	0.00	0.00	0.00	0.00	0.00	0.00	0.00	0.00	0.00	0.00	0.00	0.00	\$7,523,424.13
120 Drus Rebates Escripts	\$0.00	0.00	0.00	0.00	0.00	0.00	0.00	0.00	0.00	0.00	0.00	0.00	0.00	\$0.00
121 Drug Rebates CVS	\$220,529,464.14	0.00	0.00	0.00	772,459.53	0.00	0.00	1,578,434.11	0.00	23,298.63	(29,588.94)	0.00	0.00	\$222,874,067.47
130 TRANSFERS From OTHER PLAN YEAR(S)	\$0.00	0.00	0.00	0.00	0.00	0.00	0.00	0.00	0.00	0.00	0.00	0.00	0.00	\$0.00
201 Medical Claims Humana	\$0.00	0.00	0.00	0.00	0.00	0.00	0.00	0.00	0.00	0.00	0.00	0.00	0.00	\$0.00
202 Humana Admin Fees	\$0.00	0.00	0.00	0.00	0.00	0.00	0.00	0.00	0.00	0.00	0.00	0.00	0.00	\$0.00
203 HRA Select Claims Humana	\$0.00	0.00	0.00	0.00	0.00	0.00	0.00	0.00	0.00	0.00	0.00	0.00	0.00	\$0.00
204 HRA Waiver Claims Humana	\$0.00	0.00	0.00	0.00	0.00	0.00	0.00	0.00	0.00	0.00	0.00	0.00	0.00	\$0.00
210 Medical Claims Anthem	(\$1,235,097,930.23)	313,836.63	(20,084.06)	(193,196.30)	(767,083.69)	(277,839.27)	(158,120.32)	(416,068.91)	86,821.47	(53,757.36)	39,218.32	87,989.04	(21,485.30)	(\$1,236,477,699.98)
211 Carrum Claims	\$0.00	0.00	0.00	0.00	0.00	0.00	0.00	0.00	0.00	0.00	0.00	0.00	0.00	\$0.00
212 Medical Benefit Claims Monitoring	\$0.00	0.00	0.00	0.00	0.00	0.00	0.00	0.00	0.00	0.00	0.00	0.00	0.00	\$0.00
213 HRA Embedded Claims Wage Works	(\$56,651,941.17)	650.72	1,344.88	39.00	81.20	0.00	120.05	6.00	0.00	(2,581.88)	(8,068.98)	663.00	0.00	(\$56,659,687.18)
214 HRA Waiver Claims Wage Works	(\$35,207,269.17)	940.40	1,555.76	194.82	290.80	0.00	318.90	258.50	39.90	0.00	(5,076.78)	0.00	0.00	(\$35,208,746.87)
215 Anthem Admin	(\$43,234,125.61)	0.00	0.00	0.00	0.00	0.00	0.00	0.00	0.00	0.00	0.00	0.00	0.00	(\$43,234,125.61)
216 Wage Works Admin	(\$5,101,553.10)	0.00	0.00	0.00	0.00	0.00	0.00	0.00	0.00	0.00	0.00	0.00	0.00	(\$5,101,553.10)
217 MDX Medical Admin Compass	(\$1,313,818.56)	0.00	0.00	0.00	0.00	0.00	0.00	0.00	0.00	0.00	0.00	0.00	0.00	(\$1,313,818.56)
218 Rethink - BH Services	(\$867,240.00)	0.00	0.00	0.00	0.00	0.00	0.00	0.00	0.00	0.00	0.00	0.00	0.00	(\$867,240.00)
219 Dependent Eligibility Audit	(\$173,572.95)	0.00	0.00	0.00	0.00	0.00	0.00	0.00	0.00	0.00	0.00	0.00	0.00	(\$173,572.95)
220 Printing & Postage	\$0.00	0.00	0.00	0.00	0.00	0.00	0.00	0.00	0.00	0.00	0.00	0.00	0.00	\$0.00
221 WebMD Admin	(\$8,470,863.75)	0.00	0.00	0.00	0.00	0.00	0.00	0.00	0.00	0.00	0.00	0.00	0.00	(\$8,470,863.75)
222 WebMD Claims	(\$3,953,105.00)	0.00	0.00	0.00	0.00	0.00	0.00	0.00	0.00	0.00	0.00	0.00	0.00	(\$3,953,105.00)
223 Castlight Admin	\$0.00	0.00	0.00	0.00	0.00	0.00	0.00	0.00	0.00	0.00	0.00	0.00	0.00	\$0.00
224 Castlight Rewards	\$0.00	0.00	0.00	0.00	0.00	0.00	0.00	0.00	0.00	0.00	0.00	0.00	0.00	\$0.00
301 Pharmacy Claims Express Scripts	\$0.00	0.00	0.00	0.00	0.00	0.00	0.00	0.00	0.00	0.00	0.00	0.00	0.00	\$0.00
302 Express Scripts Admin Fees	\$0.00	0.00	0.00	0.00	0.00	0.00	0.00	0.00	0.00	0.00	0.00	0.00	0.00	\$0.00
310 Pharmacy Claims-CVS	(\$579,421,950.44)	(23.94)	(1,245.93)	(622.17)	(38.24)	0.00	0.00	(14,406.51)	(4.04)	(602.37)	(22,587.40)	(3,359.11)	(5,545.63)	(\$579,470,385.78)
311 CVS ADMIN	(\$15,305,743.72)	0.00	0.00	0.00	0.00	0.00	0.00	0.00	0.00	0.00	0.00	0.00	0.00	(\$15,305,743.72)
312 Pharmacy claims monitoring/audit	\$0.00	0.00	0.00	0.00	0.00	0.00	0.00	0.00	0.00	0.00	0.00	0.00	0.00	\$0.00
500 TRANSFERS To OTHER PLAN YEAR(S)	\$0.00	0.00	0.00	0.00	0.00	0.00	0.00	0.00	0.00	0.00	0.00	0.00	0.00	\$0.00
501 Operating Transfer Exp & Adj	(\$8,009,632.98)	0.00	0.00	0.00	0.00	0.00	0.00	0.00	0.00	0.00	0.00	0.00	0.00	(\$8,009,632.98)
502 Transfer for Clinic Cleaning Services	(\$14,810.04)	0.00	0.00	0.00	0.00	0.00	0.00	0.00	0.00	0.00	0.00	0.00	0.00	(\$14,810.04)
503 Voided/NSF/Cancelled Check Fees	(\$5.00)	0.00	0.00	0.00	0.00	0.00	0.00	0.00	0.00	0.00	0.00	0.00	0.00	(\$5.00)
Total Cash Transactions:	(\$23,216,590.99)	\$315,403.81	(\$18,429.35)	(\$193,584.65)	\$5,709.60	(\$277,839.27)	(\$157,681.37)	\$1,148,223.19	\$86,857.33	(\$33,642.98)	(\$26,103.78)	\$85,292.93	(\$27,030.93)	(\$22,309,416.46)

Plan Year 2022

2024	2023 Balance Forward	Jan-2024	Feb-2024	Mar-2024	Apr-2024	May-2024	Jun-2024	Jul-2024	Aug-2024	Sep-2024	Oct-2024	Nov-2024	Dec-2024	Plan Year Transactions to Date
101 Premiums	\$1,692,653,610.02	0.00	0.00	0.00	0.00	0.00	0.00	0.00	0.00	0.00	0.00	0.00	0.00	\$1,692,653,610.02
102 HRA Waiver Contribution	\$48,900,472.44	0.00	0.00	0.00	0.00	0.00	0.00	0.00	0.00	0.00	0.00	0.00	0.00	\$48,900,472.44
110 Investment Income	\$7,523,424.13	0.00	0.00	0.00	0.00	0.00	0.00	0.00	0.00	0.00	0.00	0.00	0.00	\$7,523,424.13
120 Drus Rebates Escripts	\$0.00	0.00	0.00	0.00	0.00	0.00	0.00	0.00	0.00	0.00	0.00	0.00	0.00	\$0.00
121 Drug Rebates CVS	\$220,011,274.92	353,684.98	0.00	0.00	498,550.56	0.00	0.00	60,890.16	0.00	0.00	(717,673.60)	0.00	322,737.12	\$220,529,464.14
130 TRANSFERS From OTHER PLAN YEAR(S)	\$0.00	0.00	0.00	0.00	0.00	0.00	0.00	0.00	0.00	0.00	0.00	0.00	0.00	\$0.00
201 Medical Claims Humana	\$0.00	0.00	0.00	0.00	0.00	0.00	0.00	0.00	0.00	0.00	0.00	0.00	0.00	\$0.00
202 Humana Admin Fees	\$0.00	0.00	0.00	0.00	0.00	0.00	0.00	0.00	0.00	0.00	0.00	0.00	0.00	\$0.00
203 HRA Select Claims Humana	\$0.00	0.00	0.00	0.00	0.00	0.00	0.00	0.00	0.00	0.00	0.00	0.00	0.00	\$0.00
204 HRA Waiver Claims Humana	\$0.00	0.00	0.00	0.00	0.00	0.00	0.00	0.00	0.00	0.00	0.00	0.00	0.00	\$0.00
210 Medical Claims Anthem	(\$1,235,727,720.42)	1,025,762.02	(48,617.44)	(319,739.81)	(15,034.65)	196,918.15	192,099.55	(252,727.77)	(159,175.91)	195,941.33	298,662.36	(469,992.88)	(14,304.76)	(\$1,235,097,930.23)
211 Carrum Claims	\$0.00	0.00	0.00	0.00	0.00	0.00	0.00	0.00	0.00	0.00	0.00	0.00	0.00	\$0.00
213 HRA Embedded Claims Wage Works	(\$56,663,357.29)	95.14	3,926.20	0.00	2,218.11	384.57	5,916.95	0.00	(2,144.73)	(415.99)	1,290.19	44.99	100.69	(\$56,651,941.17)
214 HRA Waiver Claims Wage Works	(\$35,207,933.39)	89.00	2,831.62	0.00	375.52	0.98	3,785.70	(1,196.82)	(2,786.64)	(2,425.93)	(212.38)	17.00	186.17	(\$35,207,269.17)
215 Anthem Admin	(\$43,233,574.97)	0.00	0.00	0.00	0.00	0.00	0.00	0.00	0.00	(550.64)	0.00	0.00	0.00	(\$43,234,125.61)
216 Wage Works Admin	(\$5,101,553.10)	0.00	0.00	0.00	0.00	0.00	0.00	0.00	0.00	0.00	0.00	0.00	0.00	(\$5,101,553.10)
217 MDX Medical Admin Compass	(\$1,313,818.56)	0.00	0.00	0.00	0.00	0.00	0.00	0.00	0.00	0.00	0.00	0.00	0.00	(\$1,313,818.56)
218 Rethink - BH Services	(\$867,240.00)	0.00	0.00	0.00	0.00	0.00	0.00	0.00	0.00	0.00	0.00	0.00	0.00	(\$867,240.00)
219 Dependent Eligibility Audit	(\$173,572.95)	0.00	0.00	0.00	0.00	0.00	0.00	0.00	0.00	0.00	0.00	0.00	0.00	(\$173,572.95)
220 Printing & Postage	\$0.00	0.00	0.00	0.00	0.00	0.00	0.00	0.00	0.00	0.00	0.00	0.00	0.00	\$0.00
221 WebMD Admin	(\$8,470,863.75)	0.00	0.00	0.00	0.00	0.00	0.00	0.00	0.00	0.00	0.00	0.00	0.00	(\$8,470,863.75)
222 WebMD Claims	(\$3,953,105.00)	0.00	0.00	0.00	0.00	0.00	0.00	0.00	0.00	0.00	0.00	0.00	0.00	(\$3,953,105.00)
223 Castlight Admin	\$0.00	0.00	0.00	0.00	0.00	0.00	0.00	0.00	0.00	0.00	0.00	0.00	0.00	\$0.00
224 Castlight Rewards	\$0.00	0.00	0.00	0.00	0.00	0.00	0.00	0.00	0.00	0.00	0.00	0.00	0.00	\$0.00
301 Pharmacy Claims Express Scripts	\$0.00	0.00	0.00	0.00	0.00	0.00	0.00	0.00	0.00	0.00	0.00	0.00	0.00	\$0.00
302 Express Scripts Admin Fees	\$0.00	0.00	0.00	0.00	0.00	0.00	0.00	0.00	0.00	0.00	0.00	0.00	0.00	\$0.00
310 Pharmacy Claims-CVS	(\$579,295,552.30)	(32,816.45)	14,358.83	(13.72)	30,733.41	(71,313.72)	(561.12)	(8,740.28)	(36,874.75)	(15,168.40)	(2,970.62)	(3,030.09)	(1.23)	(\$579,421,950.44)
311 CVS ADMIN	(\$15,305,743.72)	0.00	0.00	0.00	0.00	0.00	0.00	0.00	0.00	0.00	0.00	0.00	0.00	(\$15,305,743.72)
312 Pharmacy claims monitoring/audit	\$0.00	0.00	0.00	0.00	0.00	0.00	0.00	0.00	0.00	0.00	0.00	0.00	0.00	\$0.00
500 TRANSFERS To OTHER PLAN YEAR(S)	\$0.00	0.00	0.00	0.00	0.00	0.00	0.00	0.00	0.00	0.00	0.00	0.00	0.00	\$0.00
501 Operating Transfer Exp & Adj	(\$8,009,632.98)	0.00	0.00	0.00	0.00	0.00	0.00	0.00	0.00	0.00	0.00	0.00	0.00	(\$8,009,632.98)
502 Transfer for Clinic Cleaning Services	(\$14,810.04)	0.00	0.00	0.00	0.00	0.00	0.00	0.00	0.00	0.00	0.00	0.00	0.00	(\$14,810.04)
503 Voided/NSF/Cancelled Check Fees	(\$5.00)	0.00	0.00	0.00	0.00	0.00	0.00	0.00	0.00	0.00	0.00	0.00	0.00	(\$5.00)
Total Cash Transactions:	(\$24,249,701.96)	\$1,346,814.69	(\$27,500.79)	(\$319,753.53)	\$516,842.95	\$125,989.98	\$201,241.08	(\$201,774.71)	(\$200,982.03)	\$177,380.37	(\$420,904.05)	(\$472,960.98)	\$308,717.99	(\$23,216,590.99)

Plan Year 2022

2023	2022 Balance Forward	Jan-2023	Feb-2023	Mar-2023	Apr-2023	May-2023	Jun-2023	Jul-2023	Aug-2023	Sep-2023	Oct-2023	Nov-2023	Dec-2023	Plan Year Transactions to Date
101 Premiums	\$1,616,798,803.82	75,803,308.81	46,278.55	3,520.75	1,572.66	125.43	0.00	0.00	0.00	0.00	0.00	0.00	0.00	\$1,692,653,610.02
102 HRA Waiver Contribution	\$45,221,713.89	3,678,758.55	0.00	0.00	0.00	0.00	0.00	0.00	0.00	0.00	0.00	0.00	0.00	\$48,900,472.44
110 Investment Income	\$6,074,736.14	0.00	0.00	1,448,687.99	0.00	0.00	0.00	0.00	0.00	0.00	0.00	0.00	0.00	\$7,523,424.13
120 Drus Rebates Escripts	\$0.00	0.00	0.00	0.00	0.00	0.00	0.00	0.00	0.00	0.00	0.00	0.00	0.00	\$0.00
121 Drug Rebates CVS	\$98,973,457.84	56,253,087.81	0.00	0.00	57,500,639.87	0.00	133,695.54	7,055,655.27	0.00	0.00	94,738.59	0.00	0.00	\$220,011,274.92
130 TRANSFERS From OTHER PLAN YEAR(S)	\$0.00	0.00	0.00	0.00	0.00	0.00	0.00	0.00	0.00	0.00	0.00	0.00	0.00	\$0.00
201 Medical Claims Humana	\$0.00	0.00	0.00	0.00	0.00	0.00	0.00	0.00	0.00	0.00	0.00	0.00	0.00	\$0.00
202 Humana Admin Fees	\$0.00	0.00	0.00	0.00	0.00	0.00	0.00	0.00	0.00	0.00	0.00	0.00	0.00	\$0.00
203 HRA Select Claims Humana	\$0.00	0.00	0.00	0.00	0.00	0.00	0.00	0.00	0.00	0.00	0.00	0.00	0.00	\$0.00
204 HRA Waiver Claims Humana	\$0.00	0.00	0.00	0.00	0.00	0.00	0.00	0.00	0.00	0.00	0.00	0.00	0.00	\$0.00
210 Medical Claims Anthem	(\$1,063,035,594.85)	(114,816,710.72)	(26,707,110.11)	(11,486,681.99)	(6,520,327.46)	(6,193,553.58)	290,093.17	(785,753.48)	(3,161,283.55)	(1,334,773.74)	(1,992,956.24)	(210,358.43)	227,290.56	(\$1,235,727,720.42)
211 Carrum Claims	\$0.00	0.00	0.00	0.00	0.00	0.00	0.00	0.00	0.00	0.00	0.00	0.00	0.00	\$0.00
213 HRA Embedded Claims Wage Works	(\$54,641,311.93)	(1,536,898.86)	(219,586.36)	(178,898.25)	(94,621.02)	2,161.08	829.38	61.64	846.33	777.31	0.00	(311.05)	3,594.44	(\$56,663,357.29)
214 HRA Waiver Claims Wage Works	(\$33,610,887.11)	(1,272,755.16)	(140,087.37)	(103,292.75)	(84,632.60)	(1,087.36)	735.51	250.00	240.07	255.38	292.20	890.11	2,145.69	(\$35,207,933.39)
215 Anthem Admin	(\$44,110,819.03)	(4,963.28)	(111.55)	882,276.15	42.74	0.00	0.00	0.00	0.00	0.00	0.00	0.00	0.00	(\$43,233,574.97)
216 Wage Works Admin	(\$4,666,510.80)	(441,178.80)	(5,563.60)	(5,496.40)	(5,423.60)	11,310.05	0.00	0.00	11,310.05	0.00	0.00	0.00	0.00	(\$5,101,553.10)
217 MDX Medical Admin Compass	(\$1,330,791.20)	3,310.00	0.00	13,662.64	0.00	0.00	0.00	0.00	0.00	0.00	0.00	0.00	0.00	(\$1,313,818.56)
218 Rethink - BH Services	(\$867,240.00)	0.00	0.00	0.00	0.00	0.00	0.00	0.00	0.00	0.00	0.00	0.00	0.00	(\$867,240.00)
219 Dependent Eligibility Audit	(\$167,118.00)	(8,643.40)	2,188.45	0.00	0.00	0.00	0.00	0.00	0.00	0.00	0.00	0.00	0.00	(\$173,572.95)
220 Printing & Postage	\$0.00	0.00	0.00	0.00	0.00	0.00	0.00	0.00	0.00	0.00	0.00	0.00	0.00	\$0.00
221 WebMD Admin	(\$8,218,401.95)	(257,615.50)	(74,259.28)	0.00	0.00	79,412.98	0.00	0.00	0.00	0.00	0.00	0.00	0.00	(\$8,470,863.75)
222 WebMD Claims	(\$2,520,225.00)	(1,432,880.00)	0.00	0.00	0.00	0.00	0.00	0.00	0.00	0.00	0.00	0.00	0.00	(\$3,953,105.00)
223 Castlight Admin	\$0.00	0.00	0.00	0.00	0.00	0.00	0.00	0.00	0.00	0.00	0.00	0.00	0.00	\$0.00
224 Castlight Rewards	\$0.00	0.00	0.00	0.00	0.00	0.00	0.00	0.00	0.00	0.00	0.00	0.00	0.00	\$0.00
301 Pharmacy Claims Express Scripts	\$0.00	0.00	0.00	0.00	0.00	0.00	0.00	0.00	0.00	0.00	0.00	0.00	0.00	\$0.00
302 Express Scripts Admin Fees	\$0.00	0.00	0.00	0.00	0.00	0.00	0.00	0.00	0.00	0.00	0.00	0.00	0.00	\$0.00
310 Pharmacy Claims-CVS	(\$568,971,490.89)	(10,812,463.38)	1,155,002.81	0.00	(226,651.25)	(80,969.45)	(71,205.51)	(163,359.46)	(284,926.44)	(754,878.97)	(13,719.90)	645,136.52	283,973.62	(\$579,295,552.30)
311 CVS ADMIN	(\$13,707,707.04)	(536,471.89)	(987,772.97)	(73,791.82)	0.00	0.00	0.00	0.00	0.00	0.00	0.00	0.00	0.00	(\$15,305,743.72)
312 Pharmacy claims monitoring/audit	\$0.00	0.00	0.00	0.00	0.00	0.00	0.00	0.00	0.00	0.00	0.00	0.00	0.00	\$0.00
500 TRANSFERS To OTHER PLAN YEAR(S)	\$0.00	0.00	0.00	0.00	0.00	0.00	0.00	0.00	0.00	0.00	0.00	0.00	0.00	\$0.00
501 Operating Transfer Exp & Adj	(\$8,009,632.98)	0.00	0.00	0.00	0.00	0.00	0.00	0.00	0.00	0.00	0.00	0.00	0.00	(\$8,009,632.98)
502 Transfer for Clinic Cleaning Services	(\$13,524.77)	(1,285.27)	0.00	0.00	0.00	0.00	0.00	0.00	0.00	0.00	0.00	0.00	0.00	(\$14,810.04)
503 Voided/NSF/Cancelled Check Fees	(\$5.00)	0.00	0.00	0.00	0.00	0.00	0.00	0.00	0.00	0.00	0.00	0.00	0.00	(\$5.00)
Total Cash Transactions:	(\$36,802,548.86)	\$4,616,598.91	(\$26,931,021.43)	(\$9,500,013.68)	\$50,570,599.34	(\$6,182,600.85)	\$354,148.09	\$6,106,853.97	(\$3,433,813.54)	(\$2,088,620.02)	(\$1,911,645.35)	\$435,357.15	\$517,004.31	(\$24,249,701.96)

Plan Year 2022

2022	2021 Balance Forward	Jan-2022	Feb-2022	Mar-2022	Apr-2022	May-2022	Jun-2022	Jul-2022	Aug-2022	Sep-2022	Oct-2022	Nov-2022	Dec-2022	Plan Year Transactions to Date
101 Premiums	\$113.30	67,643,963.13	140,495,474.59	148,316,816.57	136,299,661.68	143,282,296.73	184,022,289.53	156,683,643.66	142,320,842.09	78,855,632.79	199,166,722.14	80,461,385.69	139,249,961.92	\$1,616,798,803.82
102 HRA Waiver Contribution	\$0.00	3,992,427.02	4,031,555.81	618,100.00	7,496,151.35	4,081,823.00	614,775.00	7,445,550.00	3,919,296.00	3,871,754.65	4,217,289.56	637,700.00	4,295,291.50	\$45,221,713.89
110 Investment Income	\$0.00	(6,735.94)	4,812.57	28,034.20	101,384.78	198,944.21	272,513.50	608,994.71	781,091.02	832,933.84	949,716.07	1,080,939.52	1,222,107.66	\$6,074,736.14
120 Drus Rebates Escripts	\$0.00	0.00	0.00	0.00	0.00	0.00	0.00	0.00	0.00	0.00	0.00	0.00	0.00	\$0.00
121 Drug Rebates CVS	\$0.00	0.00	0.00	0.00	0.00	0.00	0.00	46,693,187.08	0.00	0.00	52,280,270.76	0.00	0.00	\$98,973,457.84
130 TRANSFERS <i>From</i> OTHER PLAN YEAR(S)	\$0.00	0.00	0.00	0.00	0.00	0.00	0.00	0.00	0.00	0.00	0.00	0.00	0.00	\$0.00
201 Medical Claims Humana	\$0.00	0.00	0.00	0.00	0.00	0.00	0.00	0.00	0.00	0.00	0.00	0.00	0.00	\$0.00
202 Humana Admin Fees	\$0.00	0.00	0.00	0.00	0.00	0.00	0.00	0.00	0.00	0.00	0.00	0.00	0.00	\$0.00
203 HRA Select Claims Humana	\$0.00	0.00	0.00	0.00	0.00	0.00	0.00	0.00	0.00	0.00	0.00	0.00	0.00	\$0.00
204 HRA Waiver Claims Humana	\$0.00	0.00	0.00	0.00	0.00	0.00	0.00	0.00	0.00	0.00	0.00	0.00	0.00	\$0.00
210 Medical Claims Anthem	\$0.00	(6,034,225.06)	(53,223,594.81)	(64,471,613.91)	(67,734,376.56)	(95,210,655.71)	(77,058,101.90)	(88,133,252.04)	(153,422,584.73)	(112,729,854.60)	(125,338,381.32)	(109,582,084.66)	(110,096,869.55)	(\$1,063,035,594.85)
213 HRA Embedded Claims Wage Works	\$0.00	(4,369,684.93)	(4,924,851.82)	(7,152,712.14)	(5,280,946.53)	(4,964,101.67)	(5,052,098.59)	(4,981,293.33)	(4,257,007.90)	(3,333,359.73)	(3,178,691.21)	(3,472,546.61)	(3,674,017.47)	(\$54,641,311.93)
214 HRA Waiver Claims Wage Works	\$0.00	(2,651,175.77)	(2,442,950.88)	(3,248,009.90)	(2,379,205.48)	(2,158,175.19)	(2,288,754.73)	(4,188,925.99)	(3,477,795.74)	(2,517,278.76)	(2,526,175.30)	(2,747,426.80)	(2,985,012.57)	(\$33,610,887.11)
215 Anthem Admin	\$0.00	(3,703,955.00)	(3,702,075.40)	(3,703,608.90)	(3,703,373.94)	(3,691,991.60)	(3,681,807.58)	(3,659,390.08)	(3,635,937.33)	(3,605,789.63)	(3,668,344.20)	(3,672,115.80)	(3,682,429.57)	(\$44,110,819.03)
216 Wage Works Admin	\$0.00	0.00	(441,926.60)	(472,624.60)	(377,411.40)	(388,393.00)	(392,471.20)	(395,267.60)	(396,888.80)	(451,906.40)	(365,663.60)	(538,684.80)	(445,272.80)	(\$4,666,510.80)
217 MDX Medical Admin Compass	\$0.00	(102,641.25)	0.00	(212,149.10)	0.00	(102,489.60)	(208,963.20)	(101,393.80)	0.00	(257,586.85)	(10,500.00)	(101,567.35)	(233,500.05)	(\$1,330,791.20)
218 Rethink - BH Services	\$0.00	(88,184.00)	(88,184.00)	(88,184.00)	(88,184.00)	(88,184.00)	0.00	0.00	(85,264.00)	(85,264.00)	(85,264.00)	0.00	(170,528.00)	(\$867,240.00)
219 Dependent Eligibility Audit	\$0.00	0.00	(4,981.80)	(5,340.60)	(6,762.00)	(3,624.80)	(5,188.80)	(2,002.38)	(34,540.02)	(54,063.80)	0.00	0.00	(50,613.80)	(\$167,118.00)
220 Printing & Postage	\$0.00	0.00	0.00	0.00	0.00	0.00	0.00	0.00	0.00	0.00	0.00	0.00	0.00	\$0.00
221 WebMD Admin	\$0.00	0.00	(259,353.12)	(363,937.88)	(601,747.58)	(1,128,984.48)	(2,450,971.82)	(930,692.98)	(803,368.04)	(263,311.78)	(688,516.99)	(258,497.98)	(469,019.30)	(\$8,218,401.95)
222 WebMD Claims	\$0.00	0.00	0.00	0.00	(147,185.00)	0.00	(709,820.00)	0.00	(559,540.00)	(161,630.00)	(191,065.00)	0.00	(750,985.00)	(\$2,520,225.00)
301 Pharmacy Claims Express Scripts	\$0.00	0.00	0.00	0.00	0.00	0.00	0.00	0.00	0.00	0.00	0.00	0.00	0.00	\$0.00
302 Express Scripts Admin Fees	\$0.00	0.00	0.00	0.00	0.00	0.00	0.00	0.00	0.00	0.00	0.00	0.00	0.00	\$0.00
310 Pharmacy Claims-CVS	\$0.00	(30,390,219.10)	(44,756,607.20)	(41,864,042.17)	(46,339,504.42)	(45,995,968.19)	(51,409,432.89)	(47,119,679.79)	(50,547,413.51)	(52,760,572.70)	(48,247,146.73)	(41,506,233.68)	(68,034,670.51)	(\$568,971,490.89)
311 CVS ADMIN	\$0.00	(170,331.00)	(430,417.84)	(665,397.25)	(259,795.00)	(2,215,863.95)	(3,039,106.65)	(1,373,689.13)	(733,956.41)	(1,315,730.92)	(806,838.52)	(414,898.00)	(2,281,682.37)	(\$13,707,707.04)
500 TRANSFERS <i>To</i> OTHER PLAN YEAR(S)	\$0.00	0.00	0.00	0.00	0.00	0.00	0.00	0.00	0.00	0.00	0.00	0.00	0.00	\$0.00
501 Operating Transfer Exp & Adj	\$0.00	(2,070,305.32)	0.00	325,544.02	0.00	(1,870,305.32)	(185,159.49)	(2,150,552.88)	0.00	72,263.11	(2,131,117.10)	0.00	0.00	(\$8,009,632.98)
502 Transfer for Clinic Cleaning Services	\$0.00	0.00	0.00	(2,161.74)	(1,080.87)	(1,285.27)	(1,285.27)	(1,285.27)	(1,285.27)	0.00	(2,570.54)	(1,285.27)	(1,285.27)	(\$13,524.77)
503 Voided/NSF/Cancelled Check Fees	\$0.00	0.00	0.00	0.00	0.00	(5.00)	0.00	0.00	0.00	0.00	0.00	0.00	0.00	(\$5.00)
Total Cash Transactions:	\$113.30	\$22,048,932.78	\$34,256,899.50	\$27,038,712.60	\$16,977,625.03	(\$10,256,963.84)	\$38,426,415.91	\$58,393,950.18	(\$70,934,352.64)	(\$93,903,764.78)	\$69,373,724.02	(\$80,115,315.74)	(\$48,108,525.18)	(\$36,802,548.86)

Plan Year 2022

2021	2020 Balance Forward	Jan-2021	Feb-2021	Mar-2021	Apr-2021	May-2021	Jun-2021	Jul-2021	Aug-2021	Sep-2021	Oct-2021	Nov-2021	Dec-2021	Plan Year Transactions to Date
101 PREMIUMS	\$0.00	0.00	0.00	0.00	0.00	0.00	0.00	0.00	0.00	0.00	0.00	0.00	113.30	\$113.30
102 HRA WAIVER CONTRIBUTION	\$0.00	0.00	0.00	0.00	0.00	0.00	0.00	0.00	0.00	0.00	0.00	0.00	0.00	\$0.00
110 Investment Income	\$0.00	0.00	0.00	0.00	0.00	0.00	0.00	0.00	0.00	0.00	0.00	0.00	0.00	\$0.00
120 DRUG REBATES- ESCRIPTS	\$0.00	0.00	0.00	0.00	0.00	0.00	0.00	0.00	0.00	0.00	0.00	0.00	0.00	\$0.00
121 DRUG REBATES- CVS	\$0.00	0.00	0.00	0.00	0.00	0.00	0.00	0.00	0.00	0.00	0.00	0.00	0.00	\$0.00
130 TRANSFERS FROM OTHER PLAN YEAR(S)	\$0.00	0.00	0.00	0.00	0.00	0.00	0.00	0.00	0.00	0.00	0.00	0.00	0.00	\$0.00
201 MEDICAL CLAIMS HUMANA	\$0.00	0.00	0.00	0.00	0.00	0.00	0.00	0.00	0.00	0.00	0.00	0.00	0.00	\$0.00
202 HUMANA ADMIN FEES	\$0.00	0.00	0.00	0.00	0.00	0.00	0.00	0.00	0.00	0.00	0.00	0.00	0.00	\$0.00
203 HRA EMBEDDED CLAIMS HUMANA	\$0.00	0.00	0.00	0.00	0.00	0.00	0.00	0.00	0.00	0.00	0.00	0.00	0.00	\$0.00
204 HRA WAIVER CLAIMS HUMANA	\$0.00	0.00	0.00	0.00	0.00	0.00	0.00	0.00	0.00	0.00	0.00	0.00	0.00	\$0.00
210 MEDICAL CLAIMS- ANTHEM	\$0.00	0.00	0.00	0.00	0.00	0.00	0.00	0.00	0.00	0.00	0.00	0.00	0.00	\$0.00
213 HRA EMBEDDED CLAIMS- WW	\$0.00	0.00	0.00	0.00	0.00	0.00	0.00	0.00	0.00	0.00	0.00	0.00	0.00	\$0.00
214 HRA WAIVER CLAIMS- WW	\$0.00	0.00	0.00	0.00	0.00	0.00	0.00	0.00	0.00	0.00	0.00	0.00	0.00	\$0.00
215 ANTHEM ADMIN	\$0.00	0.00	0.00	0.00	0.00	0.00	0.00	0.00	0.00	0.00	0.00	0.00	0.00	\$0.00
216 WAGE WORKS ADMIN	\$0.00	0.00	0.00	0.00	0.00	0.00	0.00	0.00	0.00	0.00	0.00	0.00	0.00	\$0.00
217 MDX MEDICAL ADMIN- COMPASS	\$0.00	0.00	0.00	0.00	0.00	0.00	0.00	0.00	0.00	0.00	0.00	0.00	0.00	\$0.00
218 Rethink - BH Services	\$0.00	0.00	0.00	0.00	0.00	0.00	0.00	0.00	0.00	0.00	0.00	0.00	0.00	\$0.00
219 Dependent Eligibility Audit	\$0.00	0.00	0.00	0.00	0.00	0.00	0.00	0.00	0.00	0.00	0.00	0.00	0.00	\$0.00
220 Printing & Postage	\$0.00	0.00	0.00	0.00	0.00	0.00	0.00	0.00	0.00	0.00	0.00	0.00	0.00	\$0.00
221 WebMD Admin	\$0.00	0.00	0.00	0.00	0.00	0.00	0.00	0.00	0.00	0.00	0.00	0.00	0.00	\$0.00
222 WebMD Claims	\$0.00	0.00	0.00	0.00	0.00	0.00	0.00	0.00	0.00	0.00	0.00	0.00	0.00	\$0.00
301 PHARMACY CLAIMS - ESI	\$0.00	0.00	0.00	0.00	0.00	0.00	0.00	0.00	0.00	0.00	0.00	0.00	0.00	\$0.00
302 EXPRESS SCRIPTS ADMIN FEES	\$0.00	0.00	0.00	0.00	0.00	0.00	0.00	0.00	0.00	0.00	0.00	0.00	0.00	\$0.00
310 PHARMACY CLAIMS- CVS	\$0.00	0.00	0.00	0.00	0.00	0.00	0.00	0.00	0.00	0.00	0.00	0.00	0.00	\$0.00
311 CVS ADMIN	\$0.00	0.00	0.00	0.00	0.00	0.00	0.00	0.00	0.00	0.00	0.00	0.00	0.00	\$0.00
500 TRANSFERS TO OTHER PLAN YEAR(S)	\$0.00	0.00	0.00	0.00	0.00	0.00	0.00	0.00	0.00	0.00	0.00	0.00	0.00	\$0.00
501 OPERATING TRANSFER/EXP & ADJ	\$0.00	0.00	0.00	0.00	0.00	0.00	0.00	0.00	0.00	0.00	0.00	0.00	0.00	\$0.00
502 Transfer for Clinic Cleaning Services	\$0.00	0.00	0.00	0.00	0.00	0.00	0.00	0.00	0.00	0.00	0.00	0.00	0.00	\$0.00
503 Voided/NSF/ Cancelled Check Fees	\$0.00	0.00	0.00	0.00	0.00	0.00	0.00	0.00	0.00	0.00	0.00	0.00	0.00	\$0.00
Total Cash Transactions:	\$0.00	\$0.00	\$0.00	\$0.00	\$0.00	\$0.00	\$0.00	\$0.00	\$0.00	\$0.00	\$0.00	\$0.00	\$113.30	\$113.30

Plan Year 2023

2025	2024 Balance Forward	Jan-2025	Feb-2025	Mar-2025	Apr-2025	May-2025	Jun-2025	Jul-2025	Aug-2025	Sep-2025	Oct-2025	Nov-2025	Dec-2025	Plan Year Transactions to Date
101 Premiums	\$1,836,983,680.01	0.00	0.00	0.00	0.00	0.00	0.00	0.00	0.00	0.00	0.00	0.00	0.00	\$1,836,983,680.01
102 HRA Waiver Contribution	\$50,892,413.99	0.00	0.00	0.00	0.00	0.00	0.00	0.00	0.00	0.00	2,996.00	0.00	0.00	\$50,895,409.99
110 Investment Income	\$16,804,654.92	0.00	0.00	0.00	0.00	0.00	0.00	0.00	0.00	0.00	0.00	0.00	0.00	\$16,804,654.92
120 Drus Rebates Escripts	\$0.00	0.00	0.00	0.00	0.00	0.00	0.00	0.00	0.00	0.00	0.00	0.00	0.00	\$0.00
121 Drug Rebates CVS	\$272,307,080.90	0.00	0.00	5,372,405.98	1,725,727.08	0.00	0.00	1,095,197.01	0.00	0.00	433,954.81	0.00	0.00	\$280,934,365.78
130 TRANSFERS From OTHER PLAN YEAR(S)	\$0.00	0.00	0.00	0.00	0.00	0.00	0.00	0.00	0.00	0.00	0.00	0.00	0.00	\$0.00
201 Medical Claims Humana	\$0.00	0.00	0.00	0.00	0.00	0.00	0.00	0.00	0.00	0.00	0.00	0.00	0.00	\$0.00
202 Humana Admin Fees	\$0.00	0.00	0.00	0.00	0.00	0.00	0.00	0.00	0.00	0.00	0.00	0.00	0.00	\$0.00
203 HRA Select Claims Humana	\$0.00	0.00	0.00	0.00	0.00	0.00	0.00	0.00	0.00	0.00	0.00	0.00	0.00	\$0.00
204 HRA Waiver Claims Humana	\$0.00	0.00	0.00	0.00	0.00	0.00	0.00	0.00	0.00	0.00	0.00	0.00	0.00	\$0.00
210 Medical Claims Anthem	(\$1,303,342,356.70)	89,616.24	(478,295.87)	(913,831.27)	(667,317.10)	(2,010,943.97)	(1,232,382.09)	(380,658.69)	(23,303.30)	(137,575.30)	(78,032.94)	(336,167.80)	(368,707.65)	(\$1,309,879,956.44)
211 Carrum Claims	\$0.00	0.00	0.00	0.00	0.00	0.00	0.00	0.00	0.00	0.00	0.00	0.00	0.00	\$0.00
212 Medical Benefit Claims Monitoring	\$0.00	0.00	0.00	0.00	0.00	0.00	0.00	0.00	0.00	0.00	0.00	0.00	0.00	\$0.00
213 HRA Embedded Claims Wage Works	(\$58,329,913.71)	203.00	4,942.11	45.88	3,056.43	160.00	58.51	1,387.76	197.80	(827.01)	144.82	0.00	0.00	(\$58,320,544.41)
214 HRA Waiver Claims Wage Works	(\$36,394,948.06)	1,041.20	1,852.35	2,164.59	4,668.61	553.51	202.50	1,943.87	275.93	252.54	(5,254.54)	57.97	0.00	(\$36,387,189.53)
215 Anthem Admin	(\$46,475,437.14)	0.00	0.00	0.00	0.00	0.00	0.00	0.00	0.00	0.00	0.00	0.00	0.00	(\$46,475,437.14)
216 Wage Works Admin	(\$5,173,902.20)	0.00	0.00	0.00	0.00	0.00	0.00	0.00	0.00	0.00	0.00	0.00	0.00	(\$5,173,902.20)
217 MDX Medical Admin Compass	(\$1,363,815.29)	0.00	0.00	0.00	0.00	0.00	0.00	0.00	0.00	0.00	0.00	0.00	0.00	(\$1,363,815.29)
218 Rethink - BH Services	(\$937,904.00)	0.00	0.00	0.00	0.00	0.00	0.00	0.00	0.00	0.00	0.00	0.00	0.00	(\$937,904.00)
219 Dependent Eligibility Audit	(\$99,442.80)	0.00	0.00	0.00	0.00	0.00	0.00	0.00	0.00	0.00	0.00	0.00	0.00	(\$99,442.80)
220 Printing & Postage	\$0.00	0.00	0.00	0.00	0.00	0.00	0.00	0.00	0.00	0.00	0.00	0.00	0.00	\$0.00
221 WebMD Admin	(\$7,733,085.61)	0.00	0.00	0.00	0.00	0.00	0.00	0.00	0.00	0.00	0.00	0.00	0.00	(\$7,733,085.61)
222 WebMD Claims	\$557,001.23	0.00	0.00	0.00	0.00	0.00	0.00	0.00	0.00	0.00	0.00	0.00	0.00	\$557,001.23
223 Castlight Admin	(\$1,250,000.01)	0.00	0.00	0.00	0.00	0.00	0.00	0.00	0.00	0.00	0.00	0.00	0.00	(\$1,250,000.01)
224 Castlight Rewards	\$0.00	0.00	0.00	0.00	0.00	0.00	0.00	0.00	0.00	0.00	0.00	0.00	0.00	\$0.00
301 Pharmacy Claims Express Scripts	\$0.00	0.00	0.00	0.00	0.00	0.00	0.00	0.00	0.00	0.00	0.00	0.00	0.00	\$0.00
302 Express Scripts Admin Fees	\$0.00	0.00	0.00	0.00	0.00	0.00	0.00	0.00	0.00	0.00	0.00	0.00	0.00	\$0.00
310 Pharmacy Claims-CVS	(\$724,553,400.45)	(13,331.06)	7,115.05	(2,940.04)	(28,224.16)	0.00	0.00	(9,683.11)	(853.71)	(48.77)	(13,726.32)	(7,270.14)	(1,518.76)	(\$724,623,881.47)
311 CVS ADMIN	(\$18,506,608.67)	0.00	0.00	0.00	0.00	0.00	0.00	0.00	0.00	0.00	0.00	0.00	0.00	(\$18,506,608.67)
312 Pharmacy claims monitoring/audit	(\$416,030.42)	0.00	0.00	0.00	0.00	0.00	0.00	0.00	0.00	0.00	0.00	0.00	0.00	(\$416,030.42)
500 TRANSFERS To OTHER PLAN YEAR(S)	\$0.00	0.00	0.00	0.00	0.00	0.00	0.00	0.00	0.00	0.00	0.00	0.00	0.00	\$0.00
501 Operating Transfer Exp & Adj	(\$9,328,796.69)	0.00	0.00	0.00	0.00	0.00	0.00	0.00	0.00	0.00	0.00	0.00	0.00	(\$9,328,796.69)
502 Transfer for Clinic Cleaning Services	(\$13,499.15)	0.00	0.00	0.00	0.00	0.00	0.00	0.00	0.00	0.00	0.00	0.00	0.00	(\$13,499.15)
503 Voided/NSF/Cancelled Check Fees	\$0.00	0.00	0.00	0.00	0.00	0.00	0.00	0.00	0.00	0.00	0.00	0.00	0.00	\$0.00
Total Cash Transactions:	(\$36,374,309.85)	\$77,529.38	(\$464,386.36)	\$4,457,845.14	\$1,037,910.86	(\$2,010,230.46)	(\$1,232,121.08)	\$708,186.84	(\$23,683.28)	(\$138,198.54)	\$340,081.83	(\$343,379.97)	(\$370,226.41)	(\$34,334,981.90)

Plan Year 2023

2024	2023 Balance Forward	Jan-2024	Feb-2024	Mar-2024	Apr-2024	May-2024	Jun-2024	Jul-2024	Aug-2024	Sep-2024	Oct-2024	Nov-2024	Dec-2024	Plan Year Transactions to Date
101 Premiums	\$1,824,953,041.83	11,994,251.04	37,589.96	2,211.78	0.00	0.00	0.00	(3,414.60)	0.00	0.00	0.00	0.00	0.00	\$1,836,983,680.01
102 HRA Waiver Contribution	\$50,835,451.49	56,962.50	0.00	0.00	0.00	0.00	0.00	0.00	0.00	0.00	0.00	0.00	0.00	\$50,892,413.99
110 Investment Income	\$16,804,654.92	0.00	0.00	0.00	0.00	0.00	0.00	0.00	0.00	0.00	0.00	0.00	0.00	\$16,804,654.92
120 Drus Rebates Escripts	\$0.00	0.00	0.00	0.00	0.00	0.00	0.00	0.00	0.00	0.00	0.00	0.00	0.00	\$0.00
121 Drug Rebates CVS	\$123,316,712.78	69,736,333.60	0.00	0.00	70,158,569.59	0.00	0.00	6,965,656.98	0.00	0.00	1,466,544.08	0.00	663,263.87	\$272,307,080.90
130 TRANSFERS From OTHER PLAN YEAR(S)	\$0.00	0.00	0.00	0.00	0.00	0.00	0.00	0.00	0.00	0.00	0.00	0.00	0.00	\$0.00
201 Medical Claims Humana	\$0.00	0.00	0.00	0.00	0.00	0.00	0.00	0.00	0.00	0.00	0.00	0.00	0.00	\$0.00
202 Humana Admin Fees	\$0.00	0.00	0.00	0.00	0.00	0.00	0.00	0.00	0.00	0.00	0.00	0.00	0.00	\$0.00
203 HRA Select Claims Humana	\$0.00	0.00	0.00	0.00	0.00	0.00	0.00	0.00	0.00	0.00	0.00	0.00	0.00	\$0.00
204 HRA Waiver Claims Humana	\$0.00	0.00	0.00	0.00	0.00	0.00	0.00	0.00	0.00	0.00	0.00	0.00	0.00	\$0.00
210 Medical Claims Anthem	(\$1,144,699,896.66)	(108,795,513.91)	(26,550,409.78)	(6,802,613.07)	(8,519,715.15)	(1,638,771.49)	(9,976.49)	(3,615,220.29)	(1,732,602.64)	(232,421.10)	(45,671.19)	(816,376.17)	116,831.24	(\$1,303,342,356.70)
211 Carrum Claims	\$0.00	0.00	0.00	0.00	0.00	0.00	0.00	0.00	0.00	0.00	0.00	0.00	0.00	\$0.00
213 HRA Embedded Claims Wage Works	(\$55,899,565.79)	(1,830,068.60)	(290,695.14)	(193,170.45)	(120,709.86)	(1,052.83)	(780.65)	111.96	1,631.09	6.31	3,664.46	6.39	709.40	(\$58,329,913.71)
214 HRA Waiver Claims Wage Works	(\$34,519,912.37)	(1,418,429.41)	(282,071.93)	(107,628.88)	(73,117.71)	590.28	(66.42)	(1,225.54)	949.04	1,628.86	2,776.92	800.99	758.11	(\$36,394,948.06)
215 Anthem Admin	(\$47,140,051.17)	(4,922.14)	(114.46)	669,650.63	(3,817,789.50)	3,817,789.50	0.00	0.00	0.00	0.00	0.00	0.00	0.00	(\$46,475,437.14)
216 Wage Works Admin	(\$4,719,013.90)	(485,828.30)	40,303.20	(4,687.20)	(4,676.00)	0.00	0.00	0.00	0.00	0.00	0.00	0.00	0.00	(\$5,173,902.20)
217 MDX Medical Admin Compass	(\$1,376,028.70)	0.00	0.00	13,713.41	(1,500.00)	0.00	0.00	0.00	0.00	0.00	0.00	0.00	0.00	(\$1,363,815.29)
218 Rethink - BH Services	(\$937,904.00)	0.00	0.00	0.00	0.00	0.00	0.00	0.00	0.00	0.00	0.00	0.00	0.00	(\$937,904.00)
219 Dependent Eligibility Audit	(\$90,587.80)	(8,855.00)	0.00	0.00	0.00	0.00	0.00	0.00	0.00	0.00	0.00	0.00	0.00	(\$99,442.80)
220 Printing & Postage	\$0.00	0.00	0.00	0.00	0.00	0.00	0.00	0.00	0.00	0.00	0.00	0.00	0.00	\$0.00
221 WebMD Admin	(\$7,356,159.93)	(396,081.75)	(94.13)	(3,021.80)	0.00	0.00	22,272.00	0.00	0.00	0.00	0.00	0.00	0.00	(\$7,733,085.61)
222 WebMD Claims	(\$364,604.00)	0.00	(830,869.00)	0.00	0.00	0.00	1,752,474.23	0.00	0.00	0.00	0.00	0.00	0.00	\$557,001.23
223 Castlight Admin	(\$833,333.34)	0.00	(416,666.67)	0.00	0.00	0.00	0.00	0.00	0.00	0.00	0.00	0.00	0.00	(\$1,250,000.01)
224 Castlight Rewards	\$0.00	0.00	0.00	0.00	0.00	0.00	0.00	0.00	0.00	0.00	0.00	0.00	0.00	\$0.00
301 Pharmacy Claims Express Scripts	\$0.00	0.00	0.00	0.00	0.00	0.00	0.00	0.00	0.00	0.00	0.00	0.00	0.00	\$0.00
302 Express Scripts Admin Fees	\$0.00	0.00	0.00	0.00	0.00	0.00	0.00	0.00	0.00	0.00	0.00	0.00	0.00	\$0.00
310 Pharmacy Claims-CVS	(\$694,321,855.83)	(31,389,923.22)	(194,730.76)	(38,944.83)	(32,199.28)	(25,632.10)	11,324.87	1,611,851.50	(38,066.85)	(15,147.52)	(23,956.93)	(6,722.26)	(89,397.24)	(\$724,553,400.45)
311 CVS ADMIN	(\$15,558,111.17)	(2,100,684.33)	(847,813.17)	0.00	0.00	0.00	0.00	0.00	0.00	0.00	0.00	0.00	0.00	(\$18,506,608.67)
312 Pharmacy claims monitoring/audit	(\$76,049.71)	0.00	(339,980.71)	0.00	0.00	0.00	0.00	0.00	0.00	0.00	0.00	0.00	0.00	(\$416,030.42)
500 TRANSFERS To OTHER PLAN YEAR(S)	\$0.00	0.00	0.00	0.00	0.00	0.00	0.00	0.00	0.00	0.00	0.00	0.00	0.00	\$0.00
501 Operating Transfer Exp & Adj	(\$9,330,978.06)	2,025.91	155.46	0.00	0.00	0.00	0.00	0.00	0.00	0.00	0.00	0.00	0.00	(\$9,328,796.69)
502 Transfer for Clinic Cleaning Services	(\$11,066.59)	(2,432.56)	0.00	0.00	0.00	0.00	0.00	0.00	0.00	0.00	0.00	0.00	0.00	(\$13,499.15)
503 Voided/NSF/Cancelled Check Fees	\$0.00	0.00	0.00	0.00	0.00	0.00	0.00	0.00	0.00	0.00	0.00	0.00	0.00	\$0.00
Total Cash Transactions:	(\$1,325,258.00)	(\$64,643,166.17)	(\$29,675,397.13)	(\$6,464,490.41)	\$57,588,862.09	\$2,152,923.36	\$1,775,247.54	\$4,957,760.01	(\$1,768,089.36)	(\$245,933.45)	\$1,403,357.34	(\$822,291.05)	\$692,165.38	(\$36,374,309.85)

Plan Year 2023

2023	2022 Balance Forward	Jan-2023	Feb-2023	Mar-2023	Apr-2023	May-2023	Jun-2023	Jul-2023	Aug-2023	Sep-2023	Oct-2023	Nov-2023	Dec-2023	Plan Year Transactions to Date
101 Premiums	\$0.00	138,600,732.81	150,842,472.06	158,470,254.49	148,750,644.52	84,510,116.60	229,125,669.48	148,594,166.06	150,965,350.15	149,435,582.12	155,515,313.85	152,982,804.22	157,159,935.47	\$1,824,953,041.83
102 HRA Waiver Contribution	\$0.00	4,160,925.48	4,214,680.68	4,287,356.56	4,286,020.52	668,412.50	7,935,940.34	4,191,600.00	4,103,229.00	4,067,963.12	4,368,962.00	4,092,728.79	4,457,632.50	\$50,835,451.49
110 Investment Income	\$0.00	1,237,597.97	1,322,108.55	0.00	1,333,347.40	1,518,234.84	1,651,673.34	1,675,620.64	1,837,713.42	1,564,325.55	1,741,815.34	1,492,759.20	1,429,458.67	\$16,804,654.92
120 Drus Rebates Escripts	\$0.00	0.00	0.00	0.00	0.00	0.00	0.00	0.00	0.00	0.00	0.00	0.00	0.00	\$0.00
121 Drug Rebates CVS	\$0.00	0.00	0.00	0.00	0.00	0.00	0.00	57,552,152.14	0.00	0.00	64,820,169.76	0.00	944,390.88	\$123,316,712.78
130 TRANSFERS From OTHER PLAN YEAR(S)	\$0.00	0.00	0.00	0.00	0.00	0.00	0.00	0.00	0.00	0.00	0.00	0.00	0.00	\$0.00
201 Medical Claims Humana	\$0.00	0.00	0.00	0.00	0.00	0.00	0.00	0.00	0.00	0.00	0.00	0.00	0.00	\$0.00
202 Humana Admin Fees	\$0.00	0.00	0.00	0.00	0.00	0.00	0.00	0.00	0.00	0.00	0.00	0.00	0.00	\$0.00
203 HRA Select Claims Humana	\$0.00	0.00	0.00	0.00	0.00	0.00	0.00	0.00	0.00	0.00	0.00	0.00	0.00	\$0.00
204 HRA Waiver Claims Humana	\$0.00	0.00	0.00	0.00	0.00	0.00	0.00	0.00	0.00	0.00	0.00	0.00	0.00	\$0.00
210 Medical Claims Anthem	\$0.00	(16,060,089.13)	(61,366,099.44)	(84,064,234.03)	(86,523,100.10)	(118,109,447.74)	(83,225,152.19)	(94,450,684.55)	(131,735,123.33)	(98,143,675.40)	(140,673,698.32)	(114,987,617.73)	(115,360,974.70)	(\$1,144,699,896.66)
211 Carrum Claims	\$0.00	0.00	0.00	0.00	0.00	0.00	0.00	0.00	0.00	0.00	0.00	0.00	0.00	\$0.00
213 HRA Embedded Claims Wage Works	\$0.00	(5,220,173.61)	(5,744,281.44)	(6,406,343.29)	(5,381,892.11)	(5,369,865.13)	(5,244,493.30)	(4,152,167.40)	(4,263,411.54)	(3,274,182.46)	(3,297,347.74)	(3,301,577.70)	(4,243,830.07)	(\$55,899,565.79)
214 HRA Waiver Claims Wage Works	\$0.00	(3,134,549.53)	(2,711,643.38)	(2,891,775.31)	(2,334,272.74)	(2,297,394.99)	(2,403,222.68)	(4,086,524.04)	(3,564,826.06)	(2,545,643.22)	(2,675,439.49)	(2,581,710.52)	(3,292,910.41)	(\$34,519,912.37)
215 Anthem Admin	\$0.00	(3,721,661.10)	(3,728,304.45)	(3,726,861.54)	(3,726,322.87)	(3,724,641.48)	(4,553,084.08)	(3,707,271.45)	(4,100,240.07)	(4,088,823.95)	(4,147,557.02)	(4,163,077.36)	(3,752,205.80)	(\$47,140,051.17)
216 Wage Works Admin	\$0.00	0.00	(487,020.45)	(389,344.25)	(435,710.65)	(396,961.05)	(399,181.85)	(402,851.65)	(406,404.45)	(414,110.85)	(455,045.50)	(492,236.70)	(440,146.50)	(\$4,719,013.90)
217 MDX Medical Admin Compass	\$0.00	(102,186.10)	(10,500.00)	(214,850.70)	(117,188.45)	(112,635.40)	(102,010.95)	(125,694.70)	(101,082.90)	(115,807.65)	(102,365.95)	(19,500.00)	(252,205.90)	(\$1,376,028.70)
218 Rethink - BH Services	\$0.00	(85,264.00)	(85,264.00)	(85,264.00)	(85,264.00)	(85,264.00)	(85,264.00)	0.00	0.00	(170,528.00)	(85,264.00)	(85,264.00)	(85,264.00)	(\$937,904.00)
219 Dependent Eligibility Audit	\$0.00	0.00	(7,258.80)	(13,804.60)	(10,754.80)	(6,062.80)	(4,393.00)	(5,437.20)	(5,906.40)	(7,787.80)	(7,737.20)	(12,820.20)	(8,625.00)	(\$90,587.80)
220 Printing & Postage	\$0.00	0.00	0.00	0.00	0.00	0.00	0.00	0.00	0.00	0.00	0.00	0.00	0.00	\$0.00
221 WebMD Admin	\$0.00	0.00	0.00	0.00	(2,422,978.10)	(1,268,403.50)	(526,050.61)	(605,915.40)	(1,131,036.81)	(280,048.00)	(463,781.87)	(330,978.64)	(326,967.00)	(\$7,356,159.93)
222 WebMD Claims	\$0.00	0.00	(19,560.00)	(51,280.00)	(99,770.00)	1,877,945.00	(208,160.00)	(219,265.00)	(173,440.00)	0.00	(322,355.00)	(417,614.00)	(731,105.00)	(\$364,604.00)
223 Castlight Admin	\$0.00	0.00	0.00	0.00	0.00	0.00	0.00	0.00	0.00	0.00	0.00	(416,666.67)	(416,666.67)	(\$833,333.34)
224 Castlight Rewards	\$0.00	0.00	0.00	0.00	0.00	0.00	0.00	0.00	0.00	0.00	0.00	0.00	0.00	\$0.00
301 Pharmacy Claims Express Scripts	\$0.00	0.00	0.00	0.00	0.00	0.00	0.00	0.00	0.00	0.00	0.00	0.00	0.00	\$0.00
302 Express Scripts Admin Fees	\$0.00	0.00	0.00	0.00	0.00	0.00	0.00	0.00	0.00	0.00	0.00	0.00	0.00	\$0.00
310 Pharmacy Claims-CVS	\$0.00	(36,215,968.28)	(39,005,706.47)	(64,559,710.34)	(56,462,089.77)	(61,362,593.90)	(64,060,113.59)	(57,251,692.53)	(67,233,445.84)	(64,113,523.26)	(65,244,577.86)	(67,752,700.37)	(51,059,733.62)	(\$694,321,855.83)
311 CVS ADMIN	\$0.00	(257,513.50)	(184,143.41)	(1,658,826.00)	(1,605,707.15)	(2,019,095.12)	(1,615,740.07)	(1,385,749.89)	(1,378,452.78)	(1,401,835.38)	(1,570,204.16)	(1,138,529.77)	(1,342,313.94)	(\$15,558,111.17)
312 Pharmacy claims monitoring/audit	\$0.00	0.00	0.00	0.00	0.00	0.00	0.00	0.00	0.00	0.00	0.00	0.00	(76,049.71)	(\$76,049.71)
500 TRANSFERS To OTHER PLAN YEAR(S)	\$0.00	0.00	0.00	0.00	0.00	0.00	0.00	0.00	0.00	0.00	0.00	0.00	0.00	\$0.00
501 Operating Transfer Exp & Adj	\$0.00	(2,150,552.88)	41,098.11	(78,231.34)	(2,150,552.86)	0.00	(826,939.09)	(2,082,900.00)	0.00	0.00	(2,082,900.00)	0.00	0.00	(\$9,330,978.06)
502 Transfer for Clinic Cleaning Services	\$0.00	0.00	0.00	(1,285.27)	0.00	(3,066.24)	(1,022.08)	(1,022.08)	(1,022.08)	(1,216.28)	(1,216.28)	(1,216.28)	0.00	(\$11,066.59)
503 Voided/NSF/Cancelled Check Fees	\$0.00	0.00	0.00	0.00	0.00	0.00	0.00	0.00	0.00	0.00	0.00	0.00	0.00	\$0.00
Total Cash Transactions:	\$0.00	\$77,051,296.13	\$43,070,577.56	(\$1,384,199.62)	(\$6,985,591.16)	(\$106,180,722.41)	\$75,458,455.67	\$43,536,362.95	(\$57,188,099.69)	(\$19,489,311.46)	\$5,316,770.56	(\$37,133,217.73)	(\$17,397,580.80)	(\$1,325,258.00)

Plan Year 2024

2025	2024 Balance Forward	Jan-2025	Feb-2025	Mar-2025	Apr-2025	May-2025	Jun-2025	Jul-2025	Aug-2025	Sep-2025	Oct-2025	Nov-2025	Dec-2025	Plan Year Transactions to Date
101 Premiums	\$2,112,335,858.19	12,445,696.70	178,705.76	176.19	0.00	491.09	0.00	0.00	0.00	0.00	0.00	34.86	0.00	\$2,124,960,962.79
102 HRA Waiver Contribution	\$52,533,081.97	106,400.00	0.00	0.00	0.00	0.00	0.00	0.00	0.00	0.00	0.00	0.00	0.00	\$52,639,481.97
110 Investment Income	\$20,112,139.10	0.00	0.00	0.00	0.00	0.00	0.00	0.00	0.00	0.00	0.00	0.00	0.00	\$20,112,139.10
120 Drus Rebates Escripts	\$0.00	0.00	0.00	0.00	0.00	0.00	0.00	0.00	0.00	0.00	0.00	0.00	0.00	\$0.00
121 Drug Rebates CVS	\$228,706,139.90	0.00	0.00	0.00	92,486,877.93	0.10	0.00	12,107,115.18	0.00	0.00	1,125,259.02	0.00	0.00	\$334,425,392.13
130 TRANSFERS From OTHER PLAN YEAR(S)	\$0.00	0.00	0.00	0.00	0.00	0.00	0.00	0.00	0.00	0.00	0.00	0.00	0.00	\$0.00
201 Medical Claims Humana	\$0.00	0.00	0.00	0.00	0.00	0.00	0.00	0.00	0.00	0.00	0.00	0.00	0.00	\$0.00
202 Humana Admin Fees	\$0.00	0.00	0.00	0.00	0.00	0.00	0.00	0.00	0.00	0.00	0.00	0.00	0.00	\$0.00
203 HRA Select Claims Humana	\$0.00	0.00	0.00	0.00	0.00	0.00	0.00	0.00	0.00	0.00	0.00	0.00	0.00	\$0.00
204 HRA Waiver Claims Humana	\$0.00	0.00	0.00	0.00	0.00	0.00	0.00	0.00	0.00	0.00	0.00	0.00	0.00	\$0.00
210 Medical Claims Anthem	(\$1,241,779,071.07)	(133,818,882.98)	(31,767,307.70)	(10,753,653.81)	(6,635,836.50)	(4,349,063.60)	(3,445,574.74)	(4,068,721.59)	(2,024,611.09)	(958,356.56)	(781,178.07)	(1,137,659.09)	(997,841.81)	(\$1,442,517,758.61)
211 Carrum Claims	(\$1,229,444.63)	(109,263.83)	(43,774.96)	(199,055.50)	0.00	(2,500.00)	(6,410.67)	(11,668.08)	0.00	0.00	0.00	0.00	0.00	(\$1,602,117.67)
212 Medical Benefit Claims Monitoring	\$0.00	0.00	0.00	(12,845.93)	0.00	0.00	0.00	0.00	0.00	0.00	0.00	0.00	0.00	(\$12,845.93)
213 HRA Embedded Claims Wage Works	(\$62,148,859.57)	(1,080,401.04)	(150,811.56)	(162,297.39)	(128,947.55)	21,817.00	85,394.02	16,802.96	14,493.32	23,646.40	32,718.61	500.00	(65.89)	(\$63,476,010.69)
214 HRA Waiver Claims Wage Works	(\$35,641,631.70)	(1,009,227.88)	26,641.25	(84,382.11)	(51,062.60)	19,987.65	17,982.45	7,615.67	1,257.07	4,180.57	18,134.92	261.00	0.00	(\$36,690,243.71)
215 Anthem Admin	(\$45,684,146.39)	(4,025.73)	0.00	456,863.57	651,167.44	0.00	0.00	0.00	0.00	0.00	3,307.01	0.00	0.00	(\$44,576,834.10)
216 Wage Works Admin	(\$4,736,574.10)	(447,786.75)	(5,096.00)	(4,790.80)	14,735.93	0.00	0.00	(41,301.75)	0.00	0.00	0.00	0.00	(63,847.25)	(\$5,284,660.72)
217 MDX Medical Admin Compass	(\$927,835.70)	0.00	0.00	0.00	0.00	0.00	13,917.54	0.00	0.00	0.00	0.00	0.00	0.00	(\$913,918.16)
218 Rethink - BH Services	(\$937,904.00)	0.00	0.00	0.00	0.00	0.00	0.00	0.00	0.00	0.00	0.00	0.00	0.00	(\$937,904.00)
219 Dependent Eligibility Audit	(\$45,411.20)	0.00	0.00	0.00	0.00	0.00	0.00	0.00	0.00	0.00	0.00	0.00	0.00	(\$45,411.20)
220 Printing & Postage	\$0.00	0.00	0.00	0.00	0.00	0.00	0.00	0.00	0.00	0.00	0.00	0.00	0.00	\$0.00
221 WebMD Admin	(\$708,398.39)	(148,834.43)	0.00	0.00	0.00	0.00	0.00	0.00	0.00	0.00	0.00	0.00	0.00	(\$857,232.82)
222 WebMD Claims	\$0.00	0.00	0.00	0.00	0.00	0.00	0.00	0.00	0.00	0.00	0.00	0.00	0.00	\$0.00
223 Castlight Admin	(\$3,749,988.99)	(833,333.34)	(416,666.67)	0.00	0.00	0.00	0.00	0.00	0.00	0.00	0.00	0.00	0.00	(\$4,999,989.00)
224 Castlight Rewards	(\$5,400,555.00)	(1,594,185.00)	(4,488,095.00)	0.00	0.00	0.00	0.00	0.00	0.00	0.00	0.00	0.00	0.00	(\$11,482,835.00)
301 Pharmacy Claims Express Scripts	\$0.00	0.00	0.00	0.00	0.00	0.00	0.00	0.00	0.00	0.00	0.00	0.00	0.00	\$0.00
302 Express Scripts Admin Fees	\$0.00	0.00	0.00	0.00	0.00	0.00	0.00	0.00	0.00	0.00	0.00	0.00	0.00	\$0.00
310 Pharmacy Claims-CVS	(\$818,688,551.07)	(18,942,917.57)	(78,357.68)	(52,316.29)	(95,873.68)	0.00	0.00	(261,086.13)	(95,074.58)	(6,075.19)	(5,867.86)	(16,621.77)	(386.33)	(\$838,243,128.15)
311 CVS ADMIN	(\$19,731,197.89)	(2,740,797.34)	0.00	0.00	(1,120,462.54)	0.00	0.00	(2,631,828.00)	0.00	0.00	0.00	0.00	0.00	(\$26,224,285.77)
312 Pharmacy claims monitoring/audit	(\$20,250.00)	0.00	0.00	0.00	0.00	0.00	0.00	0.00	0.00	0.00	0.00	0.00	0.00	(\$20,250.00)
500 TRANSFERS To OTHER PLAN YEAR(S)	\$0.00	0.00	0.00	0.00	0.00	0.00	0.00	0.00	0.00	0.00	0.00	0.00	0.00	\$0.00
501 Operating Transfer Exp & Adj	(\$9,235,818.79)	0.00	0.00	0.00	0.00	0.00	0.00	0.00	0.00	0.00	0.00	0.00	0.00	(\$9,235,818.79)
502 Transfer for Clinic Cleaning Services	(\$175,156.47)	(3,269.44)	0.00	0.00	0.00	0.00	0.00	0.00	0.00	0.00	0.00	0.00	0.00	(\$178,425.91)
503 Voided/NSF/Cancelled Check Fees	(\$480.30)	0.00	0.00	0.00	0.00	0.00	0.00	0.00	0.00	0.00	0.00	0.00	0.00	(\$480.30)
Total Cash Transactions:	\$162,845,943.90	(\$148,180,828.63)	(\$36,744,762.56)	(\$10,812,302.07)	\$85,120,598.43	(\$4,309,267.76)	(\$3,334,691.40)	\$5,116,928.26	(\$2,103,935.28)	(\$936,604.78)	\$392,373.63	(\$1,153,485.00)	(\$1,062,141.28)	\$44,837,825.46

Plan Year 2024

2024	2023 Balance Forward	Jan-2024	Feb-2024	Mar-2024	Apr-2024	May-2024	Jun-2024	Jul-2024	Aug-2024	Sep-2024	Oct-2024	Nov-2024	Dec-2024	Plan Year Transactions to Date
101 Premiums	\$0.00	83,825,291.42	257,418,410.25	177,253,527.71	96,933,822.02	178,191,054.08	247,323,600.53	102,478,026.02	258,458,268.88	176,171,257.14	176,678,765.20	175,887,964.69	181,715,870.25	\$2,112,335,858.19
102 HRA Waiver Contribution	\$0.00	667,625.00	8,054,298.55	4,454,761.96	759,762.50	8,085,757.90	4,377,442.00	761,246.00	7,817,613.44	4,172,417.50	4,449,880.00	4,449,283.50	4,482,993.62	\$52,533,081.97
110 Investment Income	\$0.00	1,405,737.36	1,348,722.25	1,642,491.15	1,725,571.85	1,892,971.04	1,567,833.20	1,932,785.13	2,078,965.67	1,595,672.39	1,887,871.86	1,568,568.02	1,464,949.18	\$20,112,139.10
120 Drus Rebates Escripts	\$0.00	0.00	0.00	0.00	0.00	0.00	0.00	0.00	0.00	0.00	0.00	0.00	0.00	\$0.00
121 Drug Rebates CVS	\$0.00	0.00	0.00	0.00	0.00	0.00	0.00	75,303,265.40	0.00	0.00	74,252,427.26	0.00	79,150,447.24	\$228,706,139.90
130 TRANSFERS From OTHER PLAN YEAR(S)	\$0.00	0.00	0.00	0.00	0.00	0.00	0.00	0.00	0.00	0.00	0.00	0.00	0.00	\$0.00
201 Medical Claims Humana	\$0.00	0.00	0.00	0.00	0.00	0.00	0.00	0.00	0.00	0.00	0.00	0.00	0.00	\$0.00
202 Humana Admin Fees	\$0.00	0.00	0.00	0.00	0.00	0.00	0.00	0.00	0.00	0.00	0.00	0.00	0.00	\$0.00
203 HRA Select Claims Humana	\$0.00	0.00	0.00	0.00	0.00	0.00	0.00	0.00	0.00	0.00	0.00	0.00	0.00	\$0.00
204 HRA Waiver Claims Humana	\$0.00	0.00	0.00	0.00	0.00	0.00	0.00	0.00	0.00	0.00	0.00	0.00	0.00	\$0.00
210 Medical Claims Anthem	(\$104,343.95)	(16,960,033.79)	(59,609,263.22)	(79,609,990.32)	(119,313,945.88)	(99,751,437.36)	(96,343,131.69)	(142,003,247.85)	(125,374,411.14)	(106,062,629.66)	(149,497,742.96)	(121,931,885.26)	(125,217,007.99)	(\$1,241,779,071.07)
211 Carrum Claims	\$0.00	0.00	0.00	0.00	(64,706.00)	0.00	0.00	(69,851.00)	(668,089.34)	(97,375.71)	(145,378.08)	(145,955.36)	(38,089.14)	(\$1,229,444.63)
213 HRA Embedded Claims Wage Works	\$0.00	(5,499,810.31)	(6,407,874.65)	(6,508,566.19)	(6,480,342.36)	(5,635,179.10)	(5,709,333.37)	(6,714,395.96)	(4,688,363.73)	(3,592,536.34)	(4,056,765.85)	(3,234,211.66)	(3,621,480.05)	(\$62,148,859.57)
214 HRA Waiver Claims Wage Works	\$0.00	(3,094,255.50)	(2,982,752.60)	(2,879,332.26)	(2,642,524.69)	(2,172,456.11)	(2,298,276.77)	(5,106,028.79)	(3,417,035.61)	(2,682,760.06)	(2,953,297.73)	(2,525,044.04)	(2,887,867.54)	(\$35,641,631.70)
215 Anthem Admin	\$0.00	(3,817,763.60)	(3,818,540.60)	(3,822,311.27)	(3,626.00)	(7,635,460.22)	(3,810,175.28)	(3,789,817.50)	(3,761,099.50)	(3,756,759.92)	(3,817,359.95)	(3,823,622.10)	(3,827,610.45)	(\$45,684,146.39)
216 Wage Works Admin	\$0.00	0.00	(491,433.90)	(386,751.30)	(435,780.10)	(396,174.90)	(399,887.90)	(401,756.30)	(407,407.30)	(413,133.35)	(420,293.55)	(538,702.75)	(445,252.75)	(\$4,736,574.10)
217 MDX Medical Admin Compass	\$0.00	0.00	(77,553.85)	(155,048.85)	(77,584.10)	(77,506.00)	(77,361.90)	(76,976.35)	(76,406.55)	0.00	(153,893.85)	0.00	(155,504.25)	(\$927,835.70)
218 Rethink - BH Services	\$0.00	(85,264.00)	(85,264.00)	(85,264.00)	(170,528.00)	0.00	(85,264.00)	0.00	(85,264.00)	(85,264.00)	(170,528.00)	0.00	(85,264.00)	(\$937,904.00)
219 Dependent Eligibility Audit	\$0.00	0.00	(26,969.80)	0.00	(5,809.80)	(11,431.00)	0.00	(1,200.60)	0.00	0.00	0.00	0.00	0.00	(\$45,411.20)
220 Printing & Postage	\$0.00	0.00	0.00	0.00	0.00	0.00	0.00	0.00	0.00	0.00	0.00	0.00	0.00	\$0.00
221 WebMD Admin	\$0.00	0.00	0.00	(66,491.94)	(155,145.76)	(65,833.33)	(68,873.26)	(81,418.00)	(67,113.17)	(68,113.44)	(67,934.83)	(65,833.33)	(1,641.33)	(\$708,398.39)
222 WebMD Claims	\$0.00	0.00	0.00	0.00	0.00	0.00	0.00	0.00	0.00	0.00	0.00	0.00	0.00	\$0.00
223 Castlight Admin	\$0.00	0.00	0.00	0.00	(416,666.67)	(416,666.67)	(833,322.30)	(416,666.67)	(416,666.67)	(416,666.67)	0.00	(416,666.67)	(416,666.67)	(\$3,749,988.99)
224 Castlight Rewards	\$0.00	0.00	0.00	0.00	(250,665.00)	(434,255.00)	(1,157,720.00)	(763,335.00)	(1,120,800.00)	(616,720.00)	0.00	(475,385.00)	(581,675.00)	(\$5,400,555.00)
301 Pharmacy Claims Express Scripts	\$0.00	0.00	0.00	0.00	0.00	0.00	0.00	0.00	0.00	0.00	0.00	0.00	0.00	\$0.00
302 Express Scripts Admin Fees	\$0.00	0.00	0.00	0.00	0.00	0.00	0.00	0.00	0.00	0.00	0.00	0.00	0.00	\$0.00
310 Pharmacy Claims-CVS	\$0.00	(42,628,871.20)	(59,896,812.41)	(58,014,759.19)	(64,230,957.50)	(63,992,796.73)	(66,231,129.47)	(70,976,706.62)	(74,380,787.37)	(55,733,611.76)	(100,014,527.17)	(60,754,107.54)	(101,833,484.11)	(\$818,688,551.07)
311 CVS ADMIN	\$0.00	(273,651.50)	(185,750.35)	(374,731.50)	(2,887,161.87)	(2,719,493.28)	(4,249,664.93)	(698,049.11)	291,578.44	(267,451.50)	(3,771,203.89)	(3,140,289.84)	(1,455,328.56)	(\$19,731,197.89)
312 Pharmacy claims monitoring/audit	\$0.00	0.00	0.00	0.00	0.00	(20,250.00)	0.00	0.00	0.00	0.00	0.00	0.00	0.00	(\$20,250.00)
500 TRANSFERS To OTHER PLAN YEAR(S)	\$0.00	0.00	0.00	0.00	0.00	0.00	0.00	0.00	0.00	0.00	0.00	0.00	0.00	\$0.00
501 Operating Transfer Exp & Adj	\$0.00	(2,082,900.00)	0.00	(78,410.38)	(2,085,917.32)	0.00	(121,442.09)	(2,818,149.00)	0.00	0.00	(2,049,000.00)	0.00	0.00	(\$9,235,818.79)
502 Transfer for Clinic Cleaning Services	(\$1,216.28)	1,216.28	(1,216.28)	(1,216.28)	0.00	(2,432.56)	(1,216.28)	(1,216.28)	(1,216.28)	0.00	(2,432.56)	(162,575.23)	(1,634.72)	(\$175,156.47)
503 Voided/NSF/Cancelled Check Fees	\$0.00	0.00	0.00	0.00	0.00	0.00	0.00	0.00	0.00	0.00	0.00	(480.30)	0.00	(\$480.30)
Total Cash Transactions:	(\$105,560.23)	\$11,457,320.16	\$133,237,999.39	\$31,367,907.34	(\$99,802,204.68)	\$4,838,410.76	\$71,882,076.49	(\$53,443,492.48)	\$54,181,765.77	\$8,146,324.62	(\$9,851,414.10)	(\$15,308,942.87)	\$26,245,753.73	\$162,845,943.90

Plan Year 2024

2023	2023 Balance Forward	Jan-2023	Feb-2023	Mar-2023	Apr-2023	May-2023	Jun-2023	Jul-2023	Aug-2023	Sep-2023	Oct-2023	Nov-2023	Dec-2023	Plan Year Transactions to Date
101 Premiums	\$0.00	0.00	0.00	0.00	0.00	0.00	0.00	0.00	0.00	0.00	0.00	0.00	0.00	\$0.00
102 HRA Waiver Contribution	\$0.00	0.00	0.00	0.00	0.00	0.00	0.00	0.00	0.00	0.00	0.00	0.00	0.00	\$0.00
110 Investment Income	\$0.00	0.00	0.00	0.00	0.00	0.00	0.00	0.00	0.00	0.00	0.00	0.00	0.00	\$0.00
120 Drus Rebates Escripts	\$0.00	0.00	0.00	0.00	0.00	0.00	0.00	0.00	0.00	0.00	0.00	0.00	0.00	\$0.00
121 Drug Rebates CVS	\$0.00	0.00	0.00	0.00	0.00	0.00	0.00	0.00	0.00	0.00	0.00	0.00	0.00	\$0.00
130 TRANSFERS From OTHER PLAN YEAR(S)	\$0.00	0.00	0.00	0.00	0.00	0.00	0.00	0.00	0.00	0.00	0.00	0.00	0.00	\$0.00
201 Medical Claims Humana	\$0.00	0.00	0.00	0.00	0.00	0.00	0.00	0.00	0.00	0.00	0.00	0.00	0.00	\$0.00
202 Humana Admin Fees	\$0.00	0.00	0.00	0.00	0.00	0.00	0.00	0.00	0.00	0.00	0.00	0.00	0.00	\$0.00
203 HRA Select Claims Humana	\$0.00	0.00	0.00	0.00	0.00	0.00	0.00	0.00	0.00	0.00	0.00	0.00	0.00	\$0.00
204 HRA Waiver Claims Humana	\$0.00	0.00	0.00	0.00	0.00	0.00	0.00	0.00	0.00	0.00	0.00	0.00	0.00	\$0.00
210 Medical Claims Anthem	\$0.00	0.00	0.00	0.00	0.00	0.00	0.00	0.00	0.00	0.00	0.00	0.00	(104,343.95)	(\$104,343.95)
211 Carrum Claims	\$0.00	0.00	0.00	0.00	0.00	0.00	0.00	0.00	0.00	0.00	0.00	0.00	0.00	\$0.00
213 HRA Embedded Claims Wage Works	\$0.00	0.00	0.00	0.00	0.00	0.00	0.00	0.00	0.00	0.00	0.00	0.00	0.00	\$0.00
214 HRA Waiver Claims Wage Works	\$0.00	0.00	0.00	0.00	0.00	0.00	0.00	0.00	0.00	0.00	0.00	0.00	0.00	\$0.00
215 Anthem Admin	\$0.00	0.00	0.00	0.00	0.00	0.00	0.00	0.00	0.00	0.00	0.00	0.00	0.00	\$0.00
216 Wage Works Admin	\$0.00	0.00	0.00	0.00	0.00	0.00	0.00	0.00	0.00	0.00	0.00	0.00	0.00	\$0.00
217 MDX Medical Admin Compass	\$0.00	0.00	0.00	0.00	0.00	0.00	0.00	0.00	0.00	0.00	0.00	0.00	0.00	\$0.00
218 Rethink - BH Services	\$0.00	0.00	0.00	0.00	0.00	0.00	0.00	0.00	0.00	0.00	0.00	0.00	0.00	\$0.00
219 Dependent Eligibility Audit	\$0.00	0.00	0.00	0.00	0.00	0.00	0.00	0.00	0.00	0.00	0.00	0.00	0.00	\$0.00
220 Printing & Postage	\$0.00	0.00	0.00	0.00	0.00	0.00	0.00	0.00	0.00	0.00	0.00	0.00	0.00	\$0.00
221 WebMD Admin	\$0.00	0.00	0.00	0.00	0.00	0.00	0.00	0.00	0.00	0.00	0.00	0.00	0.00	\$0.00
222 WebMD Claims	\$0.00	0.00	0.00	0.00	0.00	0.00	0.00	0.00	0.00	0.00	0.00	0.00	0.00	\$0.00
223 Castlight Admin	\$0.00	0.00	0.00	0.00	0.00	0.00	0.00	0.00	0.00	0.00	0.00	0.00	0.00	\$0.00
224 Castlight Rewards	\$0.00	0.00	0.00	0.00	0.00	0.00	0.00	0.00	0.00	0.00	0.00	0.00	0.00	\$0.00
301 Pharmacy Claims Express Scripts	\$0.00	0.00	0.00	0.00	0.00	0.00	0.00	0.00	0.00	0.00	0.00	0.00	0.00	\$0.00
302 Express Scripts Admin Fees	\$0.00	0.00	0.00	0.00	0.00	0.00	0.00	0.00	0.00	0.00	0.00	0.00	0.00	\$0.00
310 Pharmacy Claims-CVS	\$0.00	0.00	0.00	0.00	0.00	0.00	0.00	0.00	0.00	0.00	0.00	0.00	0.00	\$0.00
311 CVS ADMIN	\$0.00	0.00	0.00	0.00	0.00	0.00	0.00	0.00	0.00	0.00	0.00	0.00	0.00	\$0.00
312 Pharmacy claims monitoring/audit	\$0.00	0.00	0.00	0.00	0.00	0.00	0.00	0.00	0.00	0.00	0.00	0.00	0.00	\$0.00
500 TRANSFERS To OTHER PLAN YEAR(S)	\$0.00	0.00	0.00	0.00	0.00	0.00	0.00	0.00	0.00	0.00	0.00	0.00	0.00	\$0.00
501 Operating Transfer Exp & Adj	\$0.00	0.00	0.00	0.00	0.00	0.00	0.00	0.00	0.00	0.00	0.00	0.00	0.00	\$0.00
502 Transfer for Clinic Cleaning Services	\$0.00	0.00	0.00	0.00	0.00	0.00	0.00	0.00	0.00	0.00	0.00	0.00	(1,216.28)	(\$1,216.28)
503 Voided/NSF/Cancelled Check Fees	\$0.00	0.00	0.00	0.00	0.00	0.00	0.00	0.00	0.00	0.00	0.00	0.00	0.00	\$0.00
Total Cash Transactions:	\$0.00	\$0.00	\$0.00	\$0.00	\$0.00	\$0.00	\$0.00	\$0.00	\$0.00	\$0.00	\$0.00	\$0.00	(105,560.23)	(\$105,560.23)

Plan Year 2025

2025		2024 Balance Forward	Jan-2025	Feb-2025	Mar-2025	Apr-2025	May-2025	Jun-2025	Jul-2025	Aug-2025	Sep-2025	Oct-2025	Nov-2025	Dec-2025	Plan Year Transactions to Date
101	Premiums	\$0.00	166,091,067.87	184,302,387.72	183,416,767.58	177,365,158.26	174,652,533.53	182,833,817.48	178,281,900.70	179,592,903.49	181,619,035.94	175,333,143.40	95,569,224.26	268,031,754.29	\$2,147,089,694.52
102	HRA Waiver Contribution	\$0.00	4,263,774.95	4,287,587.50	4,353,664.61	4,340,696.00	4,338,584.00	732,972.40	7,754,854.50	4,096,404.66	4,206,297.15	4,329,591.22	760,637.50	8,045,408.74	\$51,510,473.23
110	Investment Income	\$0.00	1,587,763.86	1,417,304.81	1,274,446.06	1,527,963.47	1,726,878.32	1,819,896.79	1,791,806.34	1,317,517.19	780,160.92	915,306.38	643,949.12	519,995.27	\$15,322,988.53
120	Drus Rebates Escripts	\$0.00	0.00	0.00	0.00	0.00	0.00	0.00	0.00	0.00	0.00	0.00	0.00	0.00	\$0.00
121	Drug Rebates CVS	\$0.00	0.00	0.00	0.00	0.00	0.00	0.00	103,278,812.77	0.00	0.00	110,452,597.97	542,168.78	0.00	\$214,273,579.52
130	TRANSFERS From OTHER PLAN YEAR(S)	\$0.00	0.00	0.00	0.00	0.00	0.00	0.00	0.00	0.00	0.00	0.00	0.00	0.00	\$0.00
201	Medical Claims Humana	\$0.00	0.00	0.00	0.00	0.00	0.00	0.00	0.00	0.00	0.00	0.00	0.00	0.00	\$0.00
202	Humana Admin Fees	\$0.00	0.00	0.00	0.00	0.00	0.00	0.00	0.00	0.00	0.00	0.00	0.00	0.00	\$0.00
203	HRA Select Claims Humana	\$0.00	0.00	0.00	0.00	0.00	0.00	0.00	0.00	0.00	0.00	0.00	0.00	0.00	\$0.00
204	HRA Waiver Claims Humana	\$0.00	0.00	0.00	0.00	0.00	0.00	0.00	0.00	0.00	0.00	0.00	0.00	0.00	\$0.00
210	Medical Claims Anthem	\$0.00	(11,386,302.89)	(65,944,772.29)	(96,608,324.98)	(132,984,772.70)	(102,252,213.48)	(107,446,784.67)	(154,470,887.71)	(125,736,382.44)	(159,216,686.66)	(124,617,842.69)	(131,868,995.90)	(179,568,053.36)	(\$1,392,102,019.77)
211	Carrum Claims	\$0.00	0.00	(65,530.71)	(68,607.37)	(89,966.36)	(116,909.61)	(150,826.24)	(246,235.04)	(107,435.08)	(116,791.32)	(144,235.93)	(272,313.93)	(178,829.40)	(\$1,557,680.99)
212	Medical Benefit Claims Monitoring	\$0.00	0.00	0.00	0.00	(72,989.39)	0.00	(24,472.19)	0.00	(28,281.24)	(586.48)	(5,430.47)	(13,230.53)	(378.32)	(\$145,368.62)
213	HRA Embedded Claims Wage Works	\$0.00	(5,760,070.72)	(6,507,373.82)	(6,671,058.79)	(6,364,082.96)	(5,131,135.60)	(5,219,171.56)	(5,029,974.03)	(3,809,552.90)	(3,176,027.01)	(3,670,017.09)	(3,058,519.58)	(3,993,844.75)	(\$58,390,828.81)
214	HRA Waiver Claims Wage Works	\$0.00	(3,116,422.56)	(3,001,028.39)	(2,832,471.60)	(2,614,908.35)	(1,952,081.83)	(2,193,959.43)	(4,511,851.54)	(3,140,949.84)	(2,488,287.92)	(2,860,297.51)	(2,240,152.51)	(3,291,021.12)	(\$34,243,432.60)
215	Anthem Admin	\$0.00	(4,006,153.64)	(4,010,419.47)	(4,009,193.54)	(4,006,151.57)	(4,000,929.09)	(3,992,965.40)	(3,978,286.68)	(3,942,287.60)	(3,940,030.73)	(3,990,539.75)	(3,992,559.04)	(3,991,833.39)	(\$47,861,349.90)
216	Wage Works Admin	\$0.00	0.00	(443,180.35)	(439,288.75)	(442,136.15)	(400,221.55)	(449,630.95)	(276,406.42)	(410,866.95)	(417,014.35)	(468,283.45)	(491,711.85)	(385,190.40)	(\$4,623,931.17)
217	MDX Medical Admin Compass	\$0.00	0.00	(78,438.25)	(156,848.45)	(78,379.95)	(81,683.80)	(78,141.25)	0.00	(155,082.40)	(77,176.55)	(78,227.05)	(78,287.55)	(78,278.75)	(\$940,544.00)
218	Rethink - BH Services	\$0.00	(85,264.00)	(85,264.00)	(85,264.00)	(85,264.00)	(85,264.00)	(85,264.00)	0.00	(85,264.00)	0.00	(170,528.00)	0.00	(85,264.00)	(\$852,640.00)
219	Dependent Eligibility Audit	\$0.00	0.00	0.00	0.00	0.00	0.00	0.00	0.00	0.00	0.00	0.00	0.00	(146,025.00)	(\$146,025.00)
220	Printing & Postage	\$0.00	0.00	0.00	0.00	0.00	0.00	0.00	0.00	0.00	0.00	0.00	0.00	0.00	\$0.00
221	WebMD Admin	\$0.00	0.00	0.00	(69,491.16)	(145,225.55)	0.00	(142,103.49)	(68,564.20)	(77,166.91)	(68,646.04)	(71,557.21)	(78,592.05)	(69,400.69)	(\$790,747.30)
222	WebMD Claims	\$0.00	0.00	0.00	0.00	0.00	0.00	0.00	0.00	0.00	0.00	0.00	0.00	0.00	\$0.00
223	Castlight Admin	\$0.00	0.00	0.00	(416,666.67)	0.00	(416,666.67)	(416,655.63)	(833,334.00)	0.00	(833,333.34)	(1,750,443.67)	0.00	(416,666.67)	(\$5,083,766.65)
224	Castlight Rewards	\$0.00	0.00	0.00	(203,085.00)	0.00	(389,190.00)	(557,415.00)	(1,474,215.00)	0.00	(1,133,070.00)	(594,965.00)	0.00	(647,030.00)	(\$4,998,970.00)
301	Pharmacy Claims Express Scripts	\$0.00	0.00	0.00	0.00	0.00	0.00	0.00	0.00	0.00	0.00	0.00	0.00	0.00	\$0.00
302	Express Scripts Admin Fees	\$0.00	0.00	0.00	0.00	0.00	0.00	0.00	0.00	0.00	0.00	0.00	0.00	0.00	\$0.00
310	Pharmacy Claims-CVS	\$0.00	(53,829,748.64)	(73,415,419.57)	(75,539,784.43)	(40,773,570.27)	0.00	0.00	(318,584,142.78)	(94,042,862.87)	(97,305,444.77)	(99,156,562.43)	(98,058,514.77)	(74,914,861.80)	(\$1,025,620,912.33)
311	CVS ADMIN	\$0.00	0.00	(1,070,573.25)	(405,870.75)	(951,475.18)	(639,627.75)	(4,862,719.26)	(8,334,778.88)	(4,615,760.70)	(2,802,894.46)	(2,231,403.10)	(4,306,011.29)	(1,540,780.28)	(\$31,761,894.90)
312	Pharmacy claims monitoring/audit	\$0.00	0.00	0.00	0.00	0.00	0.00	0.00	0.00	0.00	0.00	0.00	0.00	0.00	\$0.00
500	TRANSFERS To OTHER PLAN YEAR(S)	\$0.00	0.00	0.00	0.00	0.00	0.00	0.00	0.00	0.00	0.00	0.00	0.00	0.00	\$0.00
501	Operating Transfer Exp & Adj	\$0.00	(2,049,000.00)	0.00	(84,528.88)	(2,049,200.00)	0.00	(123,897.37)	(3,032,733.00)	0.00	0.00	(2,154,200.00)	0.00	0.00	(\$9,493,559.25)
502	Transfer for Clinic Cleaning Services	\$0.00	0.00	(1,634.72)	0.00	(3,269.44)	0.00	(3,046.51)	(1,634.72)	(1,634.72)	(1,634.72)	(1,634.72)	(1,683.76)	(1,683.76)	(\$17,857.07)
503	Voided/NSF/Cancelled Check Fees	\$0.00	0.00	0.00	0.00	0.00	0.00	0.00	0.00	0.00	0.00	0.00	0.00	0.00	\$0.00
Total Cash Transactions:		\$0.00	\$91,709,644.23	\$35,383,645.21	\$1,454,393.88	(\$7,427,574.14)	\$65,252,072.47	\$59,639,633.72	(\$209,735,669.69)	(\$51,146,702.31)	(\$84,972,130.34)	\$49,064,470.90	(\$146,944,593.10)	\$7,288,016.61	(\$190,434,792.56)

Combined 2021, 2022, 2023, 2024, 2025, 2026 Plan Years														
2025	2024 Balance Forward	Jan-2025	Feb-2025	Mar-2025	Apr-2025	May-2025	Jun-2025	Jul-2025	Aug-2025	Sep-2025	Oct-2025	Nov-2025	Dec-2025	Plan Year Transactions to Date
101 Premiums	\$25,049,476,287.19	178,536,764.57	184,481,093.48	183,416,943.77	177,365,158.26	174,653,024.62	182,833,817.48	178,281,900.70	179,592,903.49	181,619,035.94	175,333,143.40	95,569,259.12	268,032,202.61	\$27,209,191,534.63
102 HRA Waiver Contribution	\$724,761,176.37	4,370,174.95	4,287,587.50	4,353,664.61	4,340,696.00	4,338,584.00	732,972.40	7,754,854.50	4,096,404.66	4,206,297.15	4,332,587.22	760,637.50	8,045,408.74	\$776,381,045.60
110 Investment Income	\$82,670,957.93	1,587,763.86	1,417,304.81	1,274,446.06	1,527,963.47	1,726,878.32	1,819,896.79	1,791,806.34	1,317,517.19	780,160.92	915,306.38	643,949.12	519,995.27	\$97,993,946.46
120 Drus Rebates Escripts	\$181,730,180.57	0.00	0.00	0.00	0.00	0.00	0.00	0.00	0.00	0.00	0.00	0.00	0.00	\$181,730,180.57
121 Drug Rebates CVS	\$1,589,769,454.44	0.00	0.00	5,372,405.98	94,985,064.54	0.10	0.00	118,059,559.07	0.00	23,298.63	111,982,222.86	542,168.78	0.00	\$1,920,734,174.40
130 TRANSFERS <u>From</u> OTHER PLAN YEAR(S)	\$824,120,421.15	0.00	0.00	0.00	0.00	0.00	0.00	0.00	0.00	0.00	0.00	0.00	0.00	\$824,120,421.15
201 Medical Claims Humana	(\$5,702,593,920.46)	0.00	0.00	0.00	0.00	0.00	0.00	0.00	0.00	0.00	4,689.38	0.00	0.00	(\$5,702,589,231.08)
202 Humana Admin Fees	(\$442,003,698.02)	0.00	0.00	0.00	0.00	0.00	0.00	0.00	0.00	0.00	0.00	0.00	0.00	(\$442,003,698.02)
203 HRA Select Claims Humana	(\$100,981,625.42)	0.00	0.00	0.00	0.00	0.00	0.00	0.00	0.00	0.00	0.00	0.00	0.00	(\$100,981,625.42)
204 HRA Waiver Claims Humana	(\$213,364,744.76)	0.00	0.00	0.00	0.00	0.00	0.00	0.00	0.00	0.00	0.00	0.00	0.00	(\$213,364,744.76)
210 Medical Claims Anthem	(\$11,184,653,232.38)	(144,771,346.79)	(101,058,257.99)	(108,407,574.79)	(140,968,332.09)	(108,744,670.74)	(111,963,758.20)	(159,317,726.22)	(127,583,113.40)	(160,060,610.77)	(125,533,131.83)	(133,176,479.90)	(180,907,571.80)	(\$12,787,145,806.90)
211 Carrum Claims	(\$1,229,444.63)	(109,263.83)	(109,305.67)	(267,662.87)	(89,966.36)	(119,409.61)	(157,236.91)	(257,903.12)	(107,435.08)	(116,791.32)	(144,235.93)	(272,313.93)	(178,829.40)	(\$3,159,798.66)
212 Medical Benefit Claims Monitoring	\$0.00	0.00	0.00	(12,845.93)	(72,989.39)	0.00	(24,472.19)	0.00	(28,281.24)	(586.48)	(5,430.47)	(13,230.53)	(378.32)	(\$158,214.55)
213 HRA Embedded Claims Wage Works	(\$525,480,870.83)	(6,839,618.04)	(6,651,633.21)	(6,832,538.87)	(6,489,528.60)	(5,108,692.05)	(5,133,262.50)	(5,011,556.22)	(3,794,861.78)	(3,155,789.50)	(3,652,779.04)	(3,057,107.09)	(3,993,910.64)	(\$585,202,148.37)
214 HRA Waiver Claims Wage Works	(\$376,590,229.70)	(4,122,990.26)	(2,970,180.23)	(2,913,632.21)	(2,660,099.94)	(1,931,469.67)	(2,175,392.48)	(4,501,814.31)	(3,138,393.27)	(2,483,098.80)	(2,856,575.10)	(2,238,953.94)	(3,291,021.12)	(\$411,873,851.03)
215 Anthem Admin	(\$456,239,904.66)	(4,010,179.37)	(4,010,419.47)	(3,552,329.97)	(3,354,984.13)	(4,000,929.09)	(3,992,965.40)	(3,978,286.68)	(3,942,287.60)	(3,940,030.73)	(3,987,232.74)	(3,992,559.04)	(3,991,833.39)	(\$502,993,942.27)
216 Wage Works Admin	(\$48,431,538.48)	(447,786.75)	(448,276.35)	(444,079.55)	(427,400.22)	(400,221.55)	(449,630.95)	(317,708.17)	(410,866.95)	(417,014.35)	(468,283.45)	(491,711.85)	(449,037.65)	(\$53,603,556.27)
217 MDX Medical Admin Compass	(\$10,825,203.28)	0.00	(78,438.25)	(156,848.45)	(78,379.95)	(81,683.80)	(64,223.71)	0.00	(155,082.40)	(77,176.55)	(78,227.05)	(78,287.55)	(78,278.75)	(\$11,751,829.74)
218 Rethink - BH Services	(\$4,594,912.00)	(85,264.00)	(85,264.00)	(85,264.00)	(85,264.00)	(85,264.00)	(85,264.00)	0.00	(85,264.00)	0.00	(170,528.00)	0.00	(85,264.00)	(\$5,447,552.00)
219 Dependent Eligibility Audit	(\$627,390.74)	0.00	0.00	0.00	0.00	0.00	0.00	0.00	0.00	0.00	0.00	0.00	(146,025.00)	(\$773,415.74)
220 Printing & Postage	\$0.00	0.00	0.00	0.00	0.00	0.00	0.00	0.00	0.00	0.00	0.00	0.00	0.00	\$0.00
221 WebMD Admin	(\$31,885,713.38)	(148,834.43)	0.00	(69,491.16)	(145,225.55)	0.00	(142,103.49)	(68,564.20)	(77,166.91)	(68,646.04)	(71,557.21)	(78,592.05)	(69,400.69)	(\$32,825,295.11)
222 WebMD Claims	(\$14,058,547.84)	0.00	0.00	0.00	0.00	0.00	0.00	0.00	0.00	0.00	0.00	0.00	0.00	(\$14,058,547.84)
223 Castlight Admin	(\$4,999,989.00)	(833,333.34)	(416,666.67)	(416,666.67)	0.00	(416,666.67)	(416,655.63)	(833,334.00)	0.00	(833,333.34)	(1,750,443.67)	0.00	(416,666.67)	(\$11,333,755.66)
224 Castlight Rewards	(\$5,400,555.00)	(1,594,185.00)	(4,488,095.00)	(203,085.00)	0.00	(389,190.00)	(557,415.00)	(1,474,215.00)	0.00	(1,133,070.00)	(594,965.00)	0.00	(647,030.00)	(\$16,481,805.00)
301 Pharmacy Claims Express Scripts	(\$1,687,615,983.96)	0.00	0.00	0.00	0.00	0.00	0.00	0.00	0.00	0.00	0.00	0.00	0.00	(\$1,687,615,983.96)
302 Express Scripts Admin Fees	(\$51,308,710.59)	0.00	0.00	0.00	0.00	0.00	0.00	0.00	0.00	0.00	0.00	0.00	0.00	(\$51,308,710.59)
310 Pharmacy Claims-CVS	(\$5,220,918,107.59)	(72,786,021.21)	(73,490,009.53)	(75,595,662.93)	(40,897,706.35)	0.00	0.00	(318,872,073.19)	(94,138,732.84)	(97,312,171.10)	(99,198,744.01)	(98,086,073.39)	(74,922,312.52)	(\$6,266,217,614.66)
311 CVS ADMIN	(\$110,834,054.16)	(2,740,797.34)	(1,070,573.25)	(405,870.75)	(2,071,937.72)	(639,627.75)	(4,862,719.26)	(10,966,606.88)	(4,615,760.70)	(2,802,894.46)	(2,231,403.10)	(4,306,011.29)	(1,540,780.28)	(\$149,089,036.94)
312 Pharmacy claims monitoring/audit	(\$436,280.42)	0.00	0.00	0.00	0.00	0.00	0.00	0.00	0.00	0.00	0.00	0.00	0.00	(\$436,280.42)
500 TRANSFERS <u>To</u> OTHER PLAN YEAR(S)	(\$800,820,824.75)	0.00	0.00	0.00	0.00	0.00	0.00	0.00	0.00	0.00	0.00	0.00	0.00	(\$800,820,824.75)
501 Operating Transfer Exp & Adj	(\$995,194,880.39)	(2,049,000.00)	0.00	(84,528.88)	(2,049,200.00)	0.00	(123,897.37)	(3,032,733.00)	0.00	0.00	(2,154,200.00)	0.00	0.00	(\$1,004,688,439.64)
502 Transfer for Clinic Cleaning Services	(\$235,067.01)	(3,269.44)	(1,634.72)	0.00	(3,269.44)	0.00	(3,046.51)	(1,634.72)	(1,634.72)	(1,634.72)	(1,634.72)	(1,683.76)	(1,683.76)	(\$256,193.52)
503 Voided/NSF/Cancelled Check Fees	(\$700.13)	0.00	0.00	0.00	0.00	0.00	0.00	0.00	0.00	0.00	0.00	0.00	0.00	(\$700.13)
Total Cash Transactions:	\$461,202,348.06	(\$56,047,186.42)	(\$4,692,768.55)	(\$5,030,621.61)	\$78,824,598.53	\$58,800,662.11	\$55,234,643.07	(\$202,746,035.10)	(\$53,072,055.55)	(\$85,774,055.52)	\$49,668,577.92	(\$148,276,989.80)	\$5,877,582.63	\$153,968,699.77

Combined 2020, 2021, 2022, 2023, 2024 Plan Years														
2024	2023 Balance Forward	Jan-2024	Feb-2024	Mar-2024	Apr-2024	May-2024	Jun-2024	Jul-2024	Aug-2024	Sep-2024	Oct-2024	Nov-2024	Dec-2024	Plan Year Transactions to Date
101 Premiums	\$22,925,105,844.83	95,819,542.46	257,459,946.20	177,255,739.49	96,933,822.02	178,191,054.08	247,323,600.53	102,474,611.42	258,458,268.88	176,171,257.14	176,678,765.20	175,887,964.69	181,715,870.25	\$25,049,476,287.19
102 HRA Waiver Contribution	\$672,171,131.90	724,587.50	8,054,298.55	4,454,761.96	759,762.50	8,085,757.90	4,377,442.00	761,246.00	7,817,613.44	4,172,417.50	4,449,880.00	4,449,283.50	4,482,993.62	\$724,761,176.37
110 Investment Income	\$62,558,818.83	1,405,737.36	1,348,722.25	1,642,491.15	1,725,571.85	1,892,971.04	1,567,833.20	1,932,785.13	2,078,965.67	1,595,672.39	1,887,871.86	1,568,568.02	1,464,949.18	\$82,670,957.93
120 Drus Rebates Escripts	\$181,730,180.57	0.00	0.00	0.00	0.00	0.00	0.00	0.00	0.00	0.00	0.00	0.00	0.00	\$181,730,180.57
121 Drug Rebates CVS	\$1,209,336,929.30	70,572,037.56	0.00	0.00	71,253,203.89	0.00	0.00	83,089,250.61	0.00	0.00	75,381,584.85	0.00	80,136,448.23	\$1,589,769,454.44
130 TRANSFERS <i>From</i> OTHER PLAN YEAR(S)	\$433,442,635.71	0.00	0.00	0.00	0.00	0.00	0.00	0.00	0.00	0.00	0.00	390,677,785.44	0.00	\$824,120,421.15
201 Medical Claims Humana	(\$5,702,593,920.46)	0.00	0.00	0.00	0.00	0.00	0.00	0.00	0.00	0.00	0.00	0.00	0.00	(\$5,702,593,920.46)
202 Humana Admin Fees	(\$442,003,698.02)	0.00	0.00	0.00	0.00	0.00	0.00	0.00	0.00	0.00	0.00	0.00	0.00	(\$442,003,698.02)
203 HRA Select Claims Humana	(\$100,981,625.42)	0.00	0.00	0.00	0.00	0.00	0.00	0.00	0.00	0.00	0.00	0.00	0.00	(\$100,981,625.42)
204 HRA Waiver Claims Humana	(\$213,364,744.76)	0.00	0.00	0.00	0.00	0.00	0.00	0.00	0.00	0.00	0.00	0.00	0.00	(\$213,364,744.76)
210 Medical Claims Anthem	(\$9,786,377,855.91)	(124,500,741.55)	(86,222,167.99)	(86,674,386.80)	(127,702,585.28)	(101,031,706.75)	(96,200,689.84)	(145,713,713.66)	(127,243,049.59)	(105,594,502.35)	(149,019,233.33)	(123,314,195.28)	(125,058,404.05)	(\$11,184,653,232.38)
211 Carrum Claims	\$0.00	0.00	0.00	0.00	(64,706.00)	0.00	0.00	(69,851.00)	(668,089.34)	(97,375.71)	(145,378.08)	(145,955.36)	(38,089.14)	(\$1,229,444.63)
213 HRA Embedded Claims Wage Works	(\$460,907,910.15)	(7,329,514.72)	(6,690,169.28)	(6,701,736.64)	(6,597,289.38)	(5,634,706.25)	(5,709,094.79)	(6,714,284.00)	(4,692,882.50)	(3,593,105.29)	(4,056,089.18)	(3,233,646.71)	(3,620,441.94)	(\$525,480,870.83)
214 HRA Waiver Claims Wage Works	(\$339,086,958.69)	(4,511,329.38)	(3,261,072.25)	(2,986,961.14)	(2,713,618.45)	(2,170,799.51)	(2,289,022.24)	(5,108,451.15)	(3,419,535.85)	(2,683,237.83)	(2,951,386.95)	(2,522,630.58)	(2,885,225.68)	(\$376,590,229.70)
215 Anthem Admin	(\$411,219,611.68)	(3,822,685.74)	(3,818,655.06)	(3,152,660.64)	(3,821,415.50)	(3,817,670.72)	(3,810,175.28)	(3,789,817.50)	(3,761,099.50)	(3,757,520.54)	(3,817,359.95)	(3,823,622.10)	(3,827,610.45)	(\$456,239,904.66)
216 Wage Works Admin	(\$43,240,076.08)	(485,828.30)	(451,130.70)	(391,438.50)	(440,456.10)	(396,174.90)	(399,887.90)	(401,756.30)	(407,407.30)	(413,133.35)	(420,293.55)	(538,702.75)	(445,252.75)	(\$48,431,538.48)
217 MDX Medical Admin Compass	(\$9,909,580.99)	0.00	(77,553.85)	(141,335.44)	(79,084.10)	(77,506.00)	(77,361.90)	(76,976.35)	(76,406.55)	0.00	(153,893.85)	0.00	(155,504.25)	(\$10,825,203.28)
218 Rethink - BH Services	(\$3,657,008.00)	(85,264.00)	(85,264.00)	(85,264.00)	(170,528.00)	0.00	(85,264.00)	0.00	(85,264.00)	(85,264.00)	(170,528.00)	0.00	(85,264.00)	(\$4,594,912.00)
219 Dependent Eligibility Audit	(\$573,124.54)	(8,855.00)	(26,969.80)	0.00	(5,809.80)	(11,431.00)	0.00	(1,200.60)	0.00	0.00	0.00	0.00	0.00	(\$627,390.74)
220 Printing & Postage	\$0.00	0.00	0.00	0.00	0.00	0.00	0.00	0.00	0.00	0.00	0.00	0.00	0.00	\$0.00
221 WebMD Admin	(\$30,800,389.31)	(396,081.75)	(94.13)	(69,513.74)	(155,145.76)	(65,833.33)	(46,601.26)	(81,418.00)	(67,113.17)	(68,113.44)	(67,934.83)	(65,833.33)	(1,641.33)	(\$31,885,713.38)
222 WebMD Claims	(\$14,980,153.07)	0.00	(830,869.00)	0.00	0.00	0.00	1,752,474.23	0.00	0.00	0.00	0.00	0.00	0.00	(\$14,058,547.84)
223 Castlight Admin	(\$833,333.34)	0.00	(416,666.67)	0.00	(416,666.67)	(416,666.67)	(833,322.30)	(416,666.67)	(416,666.67)	(416,666.67)	0.00	(416,666.67)	(416,666.67)	(\$4,999,989.00)
224 Castlight Rewards	\$0.00	0.00	0.00	0.00	(250,665.00)	(434,255.00)	(1,157,720.00)	(763,335.00)	(1,120,800.00)	(616,720.00)	0.00	(475,385.00)	(581,675.00)	(\$5,400,555.00)
301 Pharmacy Claims Express Scripts	(\$1,687,615,983.96)	0.00	0.00	0.00	0.00	0.00	0.00	0.00	0.00	0.00	0.00	0.00	0.00	(\$1,687,615,983.96)
302 Express Scripts Admin Fees	(\$51,308,710.59)	0.00	0.00	0.00	0.00	0.00	0.00	0.00	0.00	0.00	0.00	0.00	0.00	(\$51,308,710.59)
310 Pharmacy Claims-CVS	(\$4,371,689,773.54)	(74,120,530.16)	(60,182,566.20)	(58,054,919.50)	(64,236,319.82)	(64,089,446.29)	(66,220,164.31)	(69,378,589.15)	(74,455,289.16)	(55,762,712.82)	(100,041,912.29)	(60,763,001.25)	(101,922,883.10)	(\$5,220,918,107.59)
311 CVS ADMIN	(\$88,154,358.77)	(2,374,335.83)	(1,033,563.52)	(374,731.50)	(2,887,161.87)	(2,719,493.28)	(4,249,664.93)	(698,049.11)	291,578.44	(267,451.50)	(3,771,203.89)	(3,140,289.84)	(1,455,328.56)	(\$110,834,054.16)
312 Pharmacy claims monitoring/audit	(\$76,049.71)	0.00	(339,980.71)	0.00	0.00	(20,250.00)	0.00	0.00	0.00	0.00	0.00	0.00	0.00	(\$436,280.42)
500 TRANSFERS <i>To</i> OTHER PLAN YEAR(S)	(\$410,143,039.31)	0.00	0.00	0.00	0.00	0.00	0.00	0.00	0.00	0.00	0.00	(390,677,785.44)	0.00	(\$800,820,824.75)
501 Operating Transfer Exp & Adj	(\$985,972,435.47)	(2,080,874.09)	155.46	(67,217.88)	(2,085,917.32)	0.00	(121,442.09)	(2,818,149.00)	0.00	0.00	(2,049,000.00)	0.00	0.00	(\$995,194,880.39)
502 Transfer for Clinic Cleaning Services	(\$58,694.26)	(1,216.28)	(1,216.28)	(1,216.28)	0.00	(2,432.56)	(1,216.28)	(1,216.28)	(1,216.28)	0.00	(2,432.56)	(162,575.23)	(1,634.72)	(\$235,067.01)
503 Voided/NSF/Cancelled Check Fees	(\$219.83)	0.00	0.00	0.00	0.00	0.00	0.00	0.00	0.00	0.00	0.00	(480.30)	0.00	(\$700.13)
Total Cash Transactions:	\$328,796,285.27	(\$51,195,351.92)	\$103,425,183.02	\$24,651,610.54	(\$40,955,008.79)	\$7,281,410.76	\$73,819,722.84	(\$47,775,580.61)	\$52,231,606.52	\$8,583,543.53	(\$8,268,544.55)	(\$16,697,168.19)	\$27,304,639.64	\$461,202,348.06

Combined 2020, 2021, 2022, 2023, Plan Years

2023	2022 Balance Forward	Jan-2023	Feb-2023	Mar-2023	Apr-2023	May-2023	Jun-2023	Jul-2023	Aug-2023	Sep-2023	Oct-2023	Nov-2023	Dec-2023	Plan Year Transactions to Date
101 Premiums	\$21,024,232,399.11	214,404,041.62	150,954,348.30	158,473,775.24	148,752,217.18	84,510,242.03	229,125,669.48	148,594,166.06	150,965,350.15	149,435,582.12	155,515,313.85	152,982,804.22	157,159,935.47	\$22,925,105,844.83
102 HRA Waiver Contribution	\$617,656,921.86	7,839,684.03	4,214,680.68	4,287,356.56	4,286,020.52	668,412.50	7,935,940.34	4,191,600.00	4,103,229.00	4,067,963.12	4,368,962.00	4,092,728.79	4,457,632.50	\$672,171,131.90
110 Investment Income	\$44,305,475.92	1,237,597.97	1,322,108.55	1,448,687.99	1,333,347.40	1,518,234.84	1,651,673.34	1,675,620.64	1,837,713.42	1,564,325.55	1,741,815.34	1,492,759.20	1,429,458.67	\$62,558,818.83
120 Drus Rebates Escripts	\$181,730,180.57	0.00	0.00	0.00	0.00	0.00	0.00	0.00	0.00	0.00	0.00	0.00	0.00	\$181,730,180.57
121 Drug Rebates CVS	\$962,510,156.09	56,627,913.92	0.00	0.00	57,624,099.79	0.00	133,695.54	65,266,920.34	0.00	49,078.72	66,180,674.02	0.00	944,390.88	\$1,209,336,929.30
130 TRANSFERS <i>From</i> OTHER PLAN YEAR(S)	\$433,442,635.71	0.00	0.00	0.00	0.00	0.00	0.00	0.00	0.00	0.00	0.00	0.00	0.00	\$433,442,635.71
201 Medical Claims Humana	(\$5,702,730,756.21)	0.00	32,391.88	3,243.56	0.00	10,566.77	0.00	0.00	8,390.10	0.00	0.00	82,243.44	0.00	(\$5,702,593,920.46)
202 Humana Admin Fees	(\$442,003,698.02)	0.00	0.00	0.00	0.00	0.00	0.00	0.00	0.00	0.00	0.00	0.00	0.00	(\$442,003,698.02)
203 HRA Select Claims Humana	(\$100,981,865.31)	0.00	0.00	0.00	0.00	0.00	0.00	0.00	0.00	0.00	0.00	239.89	0.00	(\$100,981,625.42)
204 HRA Waiver Claims Humana	(\$213,364,798.53)	0.00	0.00	0.00	0.00	0.00	0.00	0.00	0.00	0.00	0.00	53.77	0.00	(\$213,364,744.76)
210 Medical Claims Anthem	(\$8,471,585,917.95)	(135,047,281.59)	(88,921,453.04)	(95,914,261.23)	(91,750,712.86)	(123,876,690.40)	(82,828,023.78)	(89,389,655.07)	(135,591,294.81)	(98,935,458.58)	(142,221,846.68)	(115,133,919.14)	(115,181,340.78)	(\$9,786,377,855.91)
211 Carrum Claims	\$0.00	0.00	0.00	0.00	0.00	0.00	0.00	0.00	0.00	0.00	0.00	0.00	0.00	\$0.00
213 HRA Embedded Claims Wage Works	(\$402,987,193.56)	(6,756,779.02)	(5,963,867.80)	(6,577,230.75)	(5,476,227.93)	(5,361,458.35)	(5,243,663.92)	(4,151,990.06)	(4,264,767.66)	(3,276,839.42)	(3,312,320.81)	(3,301,691.29)	(4,233,879.58)	(\$460,907,910.15)
214 HRA Waiver Claims Wage Works	(\$302,975,471.95)	(4,404,433.26)	(2,851,730.75)	(2,986,872.65)	(2,418,183.22)	(2,293,949.76)	(2,402,487.17)	(4,085,850.89)	(3,573,945.99)	(2,539,456.16)	(2,683,367.84)	(2,583,461.05)	(3,287,748.00)	(\$339,086,958.69)
215 Anthem Admin	(\$364,956,804.57)	(3,726,624.38)	(3,728,416.00)	(2,844,585.39)	(3,726,280.13)	(3,724,641.48)	(4,553,084.08)	(3,707,271.45)	(4,100,240.07)	(4,088,823.95)	(4,147,557.02)	(4,163,077.36)	(3,752,205.80)	(\$411,219,611.68)
216 Wage Works Admin	(\$38,086,019.88)	(441,178.80)	(492,584.05)	(394,840.65)	(441,134.25)	(385,651.00)	(399,181.85)	(402,851.65)	(395,094.40)	(414,110.85)	(455,045.50)	(492,236.70)	(440,146.50)	(\$43,240,076.08)
217 MDX Medical Admin Compass	(\$8,550,524.93)	(98,876.10)	(10,500.00)	(201,188.06)	(117,188.45)	(112,635.40)	(102,010.95)	(125,694.70)	(101,082.90)	(115,807.65)	(102,365.95)	(19,500.00)	(252,205.90)	(\$9,909,580.99)
218 Rethink - BH Services	(\$2,719,104.00)	(85,264.00)	(85,264.00)	(85,264.00)	(85,264.00)	(85,264.00)	(85,264.00)	0.00	0.00	(170,528.00)	(85,264.00)	(85,264.00)	(85,264.00)	(\$3,657,008.00)
219 Dependent Eligibility Audit	(\$476,081.79)	(8,643.40)	(5,070.35)	(13,804.60)	(10,754.80)	(6,062.80)	(4,393.00)	(5,437.20)	(5,906.40)	(7,787.80)	(7,737.20)	(12,820.20)	(8,625.00)	(\$573,124.54)
220 Printing & Postage	\$0.00	0.00	0.00	0.00	0.00	0.00	0.00	0.00	0.00	0.00	0.00	0.00	0.00	\$0.00
221 WebMD Admin	(\$23,191,767.58)	(257,615.50)	(74,259.28)	0.00	(2,422,978.10)	(1,188,990.52)	(526,050.61)	(605,915.40)	(1,131,036.81)	(280,048.00)	(463,781.87)	(330,978.64)	(326,967.00)	(\$30,800,389.31)
222 WebMD Claims	(\$13,182,669.07)	(1,432,880.00)	(19,560.00)	(51,280.00)	(99,770.00)	1,877,945.00	(208,160.00)	(219,265.00)	(173,440.00)	0.00	(322,355.00)	(417,614.00)	(731,105.00)	(\$14,980,153.07)
223 Castlight Admin	\$0.00	0.00	0.00	0.00	0.00	0.00	0.00	0.00	0.00	0.00	0.00	(416,666.67)	(416,666.67)	(\$833,333.34)
224 Castlight Rewards	\$0.00	0.00	0.00	0.00	0.00	0.00	0.00	0.00	0.00	0.00	0.00	0.00	0.00	\$0.00
301 Pharmacy Claims Express Scripts	(\$1,687,615,983.96)	0.00	0.00	0.00	0.00	0.00	0.00	0.00	0.00	0.00	0.00	0.00	0.00	(\$1,687,615,983.96)
302 Express Scripts Admin Fees	(\$51,308,710.59)	0.00	0.00	0.00	0.00	0.00	0.00	0.00	0.00	0.00	0.00	0.00	0.00	(\$51,308,710.59)
310 Pharmacy Claims-CVS	(\$3,665,810,329.00)	(47,028,992.64)	(38,107,656.66)	(64,559,710.34)	(56,870,176.99)	(61,548,623.17)	(64,280,336.02)	(57,523,885.94)	(67,518,511.06)	(65,260,193.28)	(65,263,282.82)	(67,140,988.70)	(50,777,086.92)	(\$4,371,689,773.54)
311 CVS ADMIN	(\$70,998,068.55)	(793,985.39)	(1,171,916.38)	(1,732,760.19)	(1,605,707.15)	(2,019,095.12)	(1,615,740.07)	(1,385,749.89)	(1,378,452.78)	(1,401,835.38)	(1,570,204.16)	(1,138,529.77)	(1,342,313.94)	(\$88,154,358.77)
312 Pharmacy claims monitoring/audit	\$0.00	0.00	0.00	0.00	0.00	0.00	0.00	0.00	0.00	0.00	0.00	0.00	(76,049.71)	(\$76,049.71)
500 TRANSFERS <i>To</i> OTHER PLAN YEAR(S)	(\$410,143,039.31)	0.00	0.00	0.00	0.00	0.00	0.00	0.00	0.00	0.00	0.00	0.00	0.00	(\$410,143,039.31)
501 Operating Transfer Exp & Adj	(\$976,783,011.05)	(2,150,552.88)	41,098.11	56,397.81	(2,150,552.86)	0.00	(826,939.09)	(2,075,975.51)	0.00	0.00	(2,082,900.00)	0.00	0.00	(\$985,972,435.47)
502 Transfer for Clinic Cleaning Services	(\$45,126.12)	(1,285.27)	0.00	(1,285.27)	0.00	(3,066.24)	(1,022.08)	(1,022.08)	(1,022.08)	(1,216.28)	(1,216.28)	(1,216.28)	(1,216.28)	(\$58,694.26)
503 Voided/NSF/Cancelled Check Fees	(\$224.83)	0.00	0.00	0.00	0.00	0.00	0.00	0.00	0.00	0.00	0.00	5.00	0.00	(\$219.83)
Total Cash Transactions:	\$313,380,602.49	\$77,874,845.31	\$15,132,349.21	(\$11,093,621.97)	\$44,820,754.15	(\$112,020,727.10)	\$75,770,622.08	\$56,047,742.20	(\$61,320,112.29)	(\$21,375,155.84)	\$5,087,520.08	(\$36,587,129.49)	(\$16,921,403.56)	\$328,796,285.27

Combined 2016, 2017, 2018, 2019, 2020, 2021, 2022 Plan Years														
2022	2021 Balance Forward	Jan-2022	Feb-2022	Mar-2022	Apr-2022	May-2022	Jun-2022	Jul-2022	Aug-2022	Sep-2022	Oct-2022	Nov-2022	Dec-2022	Plan Year Transactions to Date
101 Premiums	\$19,324,890,926.70	150,030,890.02	140,527,616.38	148,317,950.67	136,422,240.79	143,282,296.73	184,022,289.53	156,683,643.66	142,320,842.09	78,855,632.79	199,166,722.14	80,461,385.69	139,249,961.92	\$21,024,232,399.11
102 HRA Waiver Contribution	\$572,412,187.47	4,015,447.52	4,031,555.81	618,100.00	7,496,151.35	4,081,823.00	614,775.00	7,445,550.00	3,919,296.00	3,871,754.65	4,217,289.56	637,700.00	4,295,291.50	\$617,656,921.86
110 Investment Income	\$38,230,739.78	(6,735.94)	4,812.57	28,034.20	101,384.78	198,944.21	272,513.50	608,994.71	781,091.02	832,933.84	949,716.07	1,080,939.52	1,222,107.66	\$44,365,475.92
120 Drus Rebates Escripts	\$181,706,494.59	0.00	0.00	0.00	0.00	0.00	0.00	0.00	0.00	0.00	23,685.98	0.00	0.00	\$181,730,180.57
121 Drug Rebates CVS	\$760,560,734.55	47,723,491.78	0.00	0.00	46,766,997.42	0.00	0.00	54,231,163.85	0.00	0.00	53,227,768.49	0.00	0.00	\$962,510,156.09
130 TRANSFERS From OTHER PLAN YEAR(S)	\$133,510,624.46	0.00	0.00	0.00	0.00	0.00	0.00	115,577.83	212,164,747.52	0.00	845.91	0.00	87,650,839.99	\$433,442,635.71
201 Medical Claims Humana	(\$5,702,742,933.77)	0.00	7,126.13	0.00	0.00	5,051.43	0.00	0.00	0.00	0.00	0.00	0.00	0.00	(\$5,702,730,756.21)
202 Humana Admin Fees	(\$442,003,698.02)	0.00	0.00	0.00	0.00	0.00	0.00	0.00	0.00	0.00	0.00	0.00	0.00	(\$442,003,698.02)
203 HRA Select Claims Humana	(\$100,981,865.31)	0.00	0.00	0.00	0.00	0.00	0.00	0.00	0.00	0.00	0.00	0.00	0.00	(\$100,981,865.31)
204 HRA Waiver Claims Humana	(\$213,364,798.53)	0.00	0.00	0.00	0.00	0.00	0.00	0.00	0.00	0.00	0.00	0.00	0.00	(\$213,364,798.53)
210 Medical Claims Anthem	(\$7,218,872,701.99)	(105,906,395.61)	(95,699,628.08)	(80,402,051.95)	(78,055,073.50)	(101,879,640.49)	(80,760,610.98)	(90,086,956.71)	(154,473,136.49)	(116,360,564.81)	(127,408,110.47)	(110,999,298.43)	(110,681,748.44)	(\$8,471,585,917.95)
213 HRA Embedded Claims Wage Works	(\$345,954,703.89)	(6,205,857.48)	(5,157,407.45)	(7,381,566.58)	(5,376,206.46)	(4,959,997.98)	(5,051,466.81)	(4,977,398.39)	(4,256,423.37)	(3,342,003.24)	(3,184,346.77)	(3,467,851.51)	(3,671,963.63)	(\$402,987,193.56)
214 HRA Waiver Claims Wage Works	(\$267,525,139.43)	(4,098,554.37)	(2,590,640.12)	(3,405,133.89)	(2,453,038.70)	(2,156,546.29)	(2,286,743.97)	(4,210,076.16)	(3,477,250.37)	(2,519,161.20)	(2,528,299.38)	(2,742,679.48)	(2,982,208.59)	(\$302,975,471.95)
215 Anthem Admin	(\$322,599,875.86)	(3,711,752.91)	(2,809,866.49)	(3,703,618.44)	(3,703,376.04)	(3,691,991.60)	(3,681,807.58)	(2,789,899.12)	(3,635,937.33)	(3,605,789.63)	(3,668,344.20)	(3,672,115.80)	(3,682,429.57)	(\$364,956,804.57)
216 Wage Works Admin	(\$32,841,166.44)	(433,819.00)	(448,204.20)	(644,348.80)	(383,566.20)	(351,240.05)	(389,991.19)	(395,267.60)	(396,888.80)	(451,906.40)	(365,663.60)	(538,684.80)	(445,272.80)	(\$38,086,019.88)
217 MDX Medical Admin Compass	(\$7,213,733.73)	(108,641.25)	0.00	(212,149.10)	0.00	(102,489.60)	(208,963.20)	(101,393.80)	0.00	(257,586.85)	(10,500.00)	(101,567.35)	(233,500.05)	(\$8,550,524.93)
218 Rethink - BH Services	(\$1,763,680.00)	(176,368.00)	(88,184.00)	(88,184.00)	(88,184.00)	(88,184.00)	0.00	0.00	(85,264.00)	(85,264.00)	(85,264.00)	0.00	(170,528.00)	(\$2,719,104.00)
219 Dependent Eligibility Audit	(\$284,003.04)	(26,854.80)	(4,981.80)	(5,340.60)	(4,867.95)	(3,624.80)	(5,188.80)	(2,002.38)	(34,540.02)	(54,063.80)	0.00	0.00	(50,613.80)	(\$476,081.79)
220 Printing & Postage	\$0.00	0.00	0.00	0.00	0.00	0.00	0.00	0.00	0.00	0.00	0.00	0.00	0.00	\$0.00
221 WebMD Admin	(\$14,222,710.68)	(834,016.63)	(259,791.72)	(363,937.88)	(601,747.58)	(1,128,984.48)	(2,367,171.54)	(930,692.98)	(803,368.04)	(263,311.78)	(688,516.99)	(258,497.98)	(469,019.30)	(\$23,191,767.58)
222 WebMD Claims	(\$8,858,138.66)	(526,399.67)	(1,277,905.74)	0.00	(147,185.00)	0.00	(709,820.00)	0.00	(559,540.00)	(161,630.00)	(191,065.00)	0.00	(750,985.00)	(\$13,182,669.07)
301 Pharmacy Claims Express Scripts	(\$1,687,616,481.74)	0.00	0.00	0.00	497.78	0.00	0.00	0.00	0.00	0.00	0.00	0.00	0.00	(\$1,687,615,983.96)
302 Express Scripts Admin Fees	(\$51,308,710.59)	0.00	0.00	0.00	0.00	0.00	0.00	0.00	0.00	0.00	0.00	0.00	0.00	(\$51,308,710.59)
310 Pharmacy Claims-CVS	(\$3,085,119,115.25)	(41,622,569.55)	(44,628,313.75)	(41,841,809.18)	(46,396,043.08)	(46,003,319.96)	(51,448,736.30)	(47,121,963.54)	(50,669,514.64)	(52,772,197.15)	(48,523,515.74)	(41,499,507.29)	(68,163,723.57)	(\$3,665,810,329.00)
311 CVS ADMIN	(\$57,942,101.79)	(716,325.49)	(1,171,481.76)	(665,397.25)	(259,795.00)	(2,215,863.95)	(1,099,529.72)	(1,373,689.13)	(734,734.65)	(1,315,730.92)	(806,838.52)	(414,898.00)	(2,281,682.37)	(\$70,998,068.55)
500 TRANSFERS To OTHER PLAN YEAR(S)	(\$110,211,028.06)	0.00	0.00	0.00	0.00	0.00	0.00	(115,577.83)	(212,164,747.52)	0.00	(845.91)	0.00	(87,650,839.99)	(\$410,143,039.31)
501 Operating Transfer Exp & Adj	(\$990,127,487.10)	(2,070,305.32)	0.00	325,544.02	0.00	(2,537,941.32)	21,836,585.54	(2,150,552.88)	0.00	72,263.11	(2,131,117.10)	0.00	0.00	(\$976,783,011.05)
502 Transfer for Clinic Cleaning Services	(\$29,046.15)	(1,277.60)	(1,277.60)	(2,161.74)	(1,080.87)	(1,285.27)	(1,285.27)	(1,285.27)	(1,285.27)	0.00	(2,570.54)	(1,285.27)	(1,285.27)	(\$45,126.12)
503 Voided/NSF/Cancelled Check Fees	(\$214.83)	0.00	(5.00)	0.00	0.00	(5.00)	0.00	0.00	0.00	0.00	0.00	0.00	0.00	(\$224.83)
Total Cash Transactions:	\$349,728,372.68	\$35,323,955.70	(\$9,566,576.82)	\$10,573,929.48	\$53,317,107.74	(\$17,552,999.42)	\$58,734,848.21	\$64,828,174.26	(\$72,106,653.87)	(\$97,556,625.39)	\$67,991,029.93	(\$81,516,360.70)	(\$48,817,599.31)	\$313,380,602.49

Combined 2016, 2017, 2018, 2019, 2020, 2021 Plan Years														
2021	2020 Balance Forward	January-21	February-21	March-21	April-21	May-21	June-21	July-21	August-21	September-21	October-21	November-21	December-21	Plan Year Transactions to Date
101 PREMIUMS	\$17,671,471,919.24	136,216,615.81	199,209,758.06	84,384,449.10	139,269,935.21	198,984,438.91	54,802,544.13	219,796,010.23	78,164,737.93	137,307,409.50	135,869,871.61	137,882,096.82	131,531,140.15	\$19,324,890,926.70
102 HRA WAIVER CONTRIBUTION	\$521,915,106.40	3,801,572.67	7,563,618.00	647,083.18	3,868,085.06	7,239,391.44	324,887.50	7,449,233.00	3,758,233.48	3,709,825.00	4,031,187.32	4,025,420.50	4,078,543.92	\$572,412,187.47
110 Investment Income	\$38,394,047.21	(1,212.76)	(6,831.22)	(14,578.26)	(19,990.84)	(21,596.00)	(19,920.91)	(16,159.69)	(13,178.94)	(11,453.28)	(13,851.35)	(11,717.64)	(12,816.54)	\$38,230,739.78
120 DRUG REBATES- ESCRIPTS	\$181,706,494.59	0.00	0.00	0.00	0.00	0.00	0.00	0.00	0.00	0.00	0.00	0.00	0.00	\$181,706,494.59
121 DRUG REBATES- CVS	\$575,563,239.42	41,776,759.35	0.00	0.00	42,366,541.78	0.00	0.00	43,348,896.98	0.00	0.00	57,505,297.02	0.00	0.00	\$760,560,734.55
130 TRANSFERS FROM OTHER PLAN YEAR(S)	\$133,510,624.46	0.00	0.00	0.00	0.00	0.00	0.00	0.00	0.00	0.00	0.00	0.00	0.00	\$133,510,624.46
201 MEDICAL CLAIMS HUMANA	(\$5,700,722,912.01)	0.00	40,074.00	0.00	15,809.84	0.00	0.00	(2,270,305.32)	70,392.82	0.00	0.00	124,006.90	0.00	(\$5,702,742,933.77)
202 HUMANA ADMIN FEES	(\$442,003,698.02)	0.00	0.00	0.00	0.00	0.00	0.00	0.00	0.00	0.00	0.00	0.00	0.00	(\$442,003,698.02)
203 HRA EMBEDDED CLAIMS HUMANA	(\$100,981,865.31)	0.00	0.00	0.00	0.00	0.00	0.00	0.00	0.00	0.00	0.00	0.00	0.00	(\$100,981,865.31)
204 HRA WAIVER CLAIMS HUMANA	(\$213,364,798.53)	0.00	0.00	0.00	0.00	0.00	0.00	0.00	0.00	0.00	0.00	0.00	0.00	(\$213,364,798.53)
210 MEDICAL CLAIMS- ANTHEM	(\$6,027,261,157.39)	(88,718,849.33)	(83,012,200.73)	(105,228,076.81)	(86,211,341.34)	(76,812,035.93)	(111,631,302.11)	(97,007,358.55)	(109,378,482.95)	(87,168,075.75)	(87,545,883.94)	(136,412,690.56)	(122,485,246.60)	(\$7,218,872,701.99)
213 HRA EMBEDDED CLAIMS- WW	(\$291,411,639.87)	(5,480,931.07)	(4,826,296.67)	(6,405,340.13)	(5,522,726.15)	(4,630,266.90)	(5,330,121.98)	(4,780,963.38)	(4,202,032.35)	(3,271,124.17)	(3,214,416.49)	(3,314,680.26)	(3,564,164.47)	(\$345,954,703.89)
214 HRA WAIVER CLAIMS- WW	(\$231,854,906.19)	(3,659,125.21)	(2,608,293.57)	(3,200,160.23)	(2,785,489.68)	(2,198,099.40)	(2,673,024.44)	(4,282,622.64)	(3,409,726.11)	(2,534,805.42)	(2,647,497.34)	(2,830,954.99)	(2,840,434.21)	(\$267,525,139.43)
215 ANTHEM ADMIN	(\$278,282,015.95)	(3,755,291.85)	(3,749,698.06)	(3,448,787.00)	(3,738,004.07)	(3,729,725.60)	(3,720,324.78)	(3,700,986.73)	(3,667,737.75)	(3,660,161.23)	(3,712,133.80)	(3,714,950.33)	(3,720,058.71)	(\$322,599,875.86)
216 WAGE WORKS ADMIN	(\$28,067,488.84)	(445,483.60)	(434,665.60)	(429,362.20)	(232,814.40)	(431,939.00)	(391,925.40)	(411,982.80)	(398,229.60)	(404,845.60)	(455,678.40)	(372,084.60)	(364,666.40)	(\$32,841,166.44)
217 MDX MEDICAL ADMIN- COMPASS	(\$5,943,995.38)	(103,847.20)	(112,146.40)	(103,607.40)	(108,238.55)	(105,619.20)	(104,170.80)	(104,861.10)	(105,301.30)	(103,656.70)	(105,274.55)	(1,200.00)	(211,815.15)	(\$7,213,733.73)
218 Rethink - BH Services	(\$793,656.00)	0.00	(176,368.00)	(88,184.00)	(88,184.00)	0.00	(176,368.00)	0.00	(88,184.00)	(176,368.00)	(88,184.00)	(88,184.00)	0.00	(\$1,763,680.00)
219 Dependent Eligibility Audit	(\$205,306.39)	(5,474.00)	6,604.83	(25,470.20)	(10,110.80)	(4,301.00)	(4,788.60)	1,830.80	(11,219.40)	(5,652.48)	(9,089.60)	(11,026.20)	0.00	(\$284,003.04)
220 Printing & Postage	\$0.00	0.00	0.00	0.00	0.00	0.00	0.00	0.00	0.00	0.00	0.00	0.00	0.00	\$0.00
221 WebMD Admin	(\$5,116,848.28)	(386,125.36)	(29,795.12)	0.00	0.00	(1,241,780.58)	(2,801,921.27)	(1,001,513.46)	(1,468,739.43)	(1,278,223.23)	(302,468.64)	(170,543.49)	(424,751.82)	(\$14,222,710.68)
222 WebMD Claims	(\$3,931,776.32)	(644,889.82)	0.00	0.00	0.00	(255,137.22)	0.00	(637,324.78)	0.00	(293,633.41)	0.00	(432,185.00)	(2,663,192.11)	(\$8,858,138.66)
301 PHARMACY CLAIMS - ESI	(\$1,687,614,318.99)	0.00	(2,107.58)	0.00	0.00	0.00	0.00	0.00	(55.17)	0.00	0.00	0.00	0.00	(\$1,687,616,481.74)
302 EXPRESS SCRIPTS ADMIN FEES	(\$51,308,710.59)	0.00	0.00	0.00	0.00	0.00	0.00	0.00	0.00	0.00	0.00	0.00	0.00	(\$51,308,710.59)
310 PHARMACY CLAIMS- CVS	(\$2,533,664,359.41)	(39,536,396.52)	(41,613,763.78)	(40,437,861.51)	(47,251,304.57)	(42,622,831.13)	(48,690,362.42)	(46,033,882.23)	(46,278,789.70)	(48,090,053.21)	(47,295,485.24)	(37,525,361.56)	(66,078,663.97)	(\$3,085,119,115.25)
311 CVS ADMIN	(\$47,757,788.35)	(797,952.96)	(697,856.68)	(1,022,788.22)	(1,063,523.85)	(1,003,223.79)	(885,640.13)	(684,174.04)	(769,506.59)	(901,926.27)	(718,618.10)	(905,794.78)	(733,308.03)	(\$57,942,101.79)
500 TRANSFERS TO OTHER PLAN YEAR(S)	(\$110,211,028.06)	0.00	0.00	0.00	0.00	0.00	0.00	0.00	0.00	0.00	0.00	0.00	0.00	(\$110,211,028.06)
501 OPERATING TRANSFER/EXP & ADJ	(\$1,000,346,296.62)	(2,065,859.17)	(1,277.60)	0.00	(1,853,172.12)	16,962,267.73	341,348.86	0.00	(1,094,192.86)	0.00	(2,070,305.32)	0.00	0.00	(\$990,127,487.10)
502 Transfer for Clinic Cleaning Services	(\$16,270.15)	(1,277.60)	0.00	(1,277.60)	0.00	(1,277.60)	(3,832.80)	0.00	0.00	(1,277.60)	0.00	(3,832.80)	0.00	(\$29,046.15)
503 Voided/NSF/ Cancelled Check Fees	(\$209.83)	0.00	0.00	0.00	0.00	(5.00)	0.00	0.00	0.00	0.00	0.00	0.00	0.00	(\$214.83)
Total Cash Transactions:	\$361,700,384.83	\$36,192,231.38	\$69,548,753.88	(\$75,373,961.28)	\$36,635,471.52	\$90,128,259.73	(\$120,964,923.15)	\$109,663,836.29	(\$88,892,011.92)	(\$6,884,021.85)	\$49,227,469.18	(\$43,763,681.99)	(\$67,489,433.94)	\$349,728,372.68

Combined 2016, 2017, 2018, 2019, 2020 Plan Years														
2020	2019 Balance Forward	January-20	February-20	March-20	April-20	May-20	June-20	July-20	August-20	September-20	October-20	November-20	December-20	Plan Year Transactions to Date
101 PREMIUMS	\$16,034,359,017.03	133,808,554.38	136,941,103.19	140,186,713.58	136,445,490.71	134,783,744.99	113,854,703.88	158,433,532.43	136,693,816.22	139,535,775.60	136,161,654.22	137,352,699.46	132,915,113.55	\$17,671,471,919.24
102 HRA WAIVER CONTRIBUTION	\$473,625,960.37	3,487,450.24	4,108,839.82	4,097,802.91	7,954,119.57	4,139,625.30	1,101.76	7,853,820.86	664,554.22	3,987,959.96	7,277,224.73	4,067,484.16	649,162.50	\$521,915,106.40
110 INTEREST INCOME	\$36,592,139.97	674,159.58	559,153.71	424,015.27	80,430.02	(7,335.09)	33,220.28	14,951.93	19,356.11	4,863.86	765.30	896.22	(2,569.95)	\$38,394,047.21
120 DRUG REBATES- ESCRIPTS	\$181,706,379.55	0.00	0.00	0.00	0.00	0.00	0.00	0.00	0.00	0.00	0.00	115.04	0.00	\$181,706,494.59
121 DRUG REBATES- CVS	\$418,482,756.10	34,703,623.91	0.00	0.00	44,045,414.88	0.00	0.00	37,072,909.18	0.00	0.00	41,258,535.35	0.00	0.00	\$575,563,239.42
130 TRANSFERS FROM OTHER PLAN YEAR(S)	\$133,510,624.46	0.00	0.00	0.00	0.00	0.00	0.00	0.00	0.00	0.00	0.00	0.00	0.00	\$133,510,624.46
201 MEDICAL CLAIMS HUMANA	(\$5,701,124,698.33)	0.00	153,018.13	0.00	0.00	0.00	0.00	2,548.04	105,626.32	0.00	0.00	140,593.83	0.00	(\$5,700,722,912.01)
202 HUMANA ADMIN FEES	(\$438,223,583.02)	0.00	0.00	(3,780,115.00)	0.00	0.00	0.00	0.00	0.00	0.00	0.00	0.00	0.00	(\$442,003,698.02)
203 HRA EMBEDDED CLAIMS HUMANA	(\$100,981,865.31)	0.00	0.00	0.00	0.00	0.00	0.00	0.00	0.00	0.00	0.00	0.00	0.00	(\$100,981,865.31)
204 HRA WAIVER CLAIMS HUMANA	(\$213,364,798.53)	0.00	0.00	0.00	0.00	0.00	0.00	0.00	0.00	0.00	0.00	0.00	0.00	(\$213,364,798.53)
210 MEDICAL CLAIMS- ANTHEM	(\$4,961,256,280.42)	(85,524,600.20)	(78,595,409.64)	(77,863,856.03)	(86,518,127.39)	(59,869,792.55)	(92,055,354.81)	(80,763,248.58)	(82,990,762.31)	(110,338,892.66)	(93,174,381.60)	(115,487,198.79)	(102,823,252.41)	(\$6,027,261,157.39)
213 HRA EMBEDDED CLAIMS- WW	(\$235,864,223.10)	(6,184,034.30)	(6,072,634.25)	(7,925,704.65)	(4,496,364.88)	(4,073,995.41)	(4,802,317.25)	(4,249,628.78)	(3,744,491.53)	(3,423,661.83)	(3,466,697.44)	(3,054,480.99)	(4,053,405.46)	(\$291,411,639.87)
214 HRA WAIVER CLAIMS- WW	(\$195,567,458.42)	(4,260,864.64)	(3,333,280.22)	(2,968,131.87)	(1,753,241.85)	(2,012,997.36)	(2,531,560.87)	(4,339,226.56)	(3,496,338.53)	(2,840,427.46)	(2,788,115.06)	(2,570,771.87)	(3,392,491.48)	(\$231,854,906.19)
215 ANTHEM ADMIN	(\$233,972,605.09)	(3,735,097.43)	(3,719,131.25)	(3,718,863.21)	(3,721,695.43)	(3,718,643.41)	(3,711,680.34)	(3,687,799.50)	(3,667,430.25)	(3,635,185.83)	(3,663,711.93)	(3,668,071.72)	(3,662,100.56)	(\$278,282,015.95)
216 WAGE WORKS ADMIN	(\$22,607,570.84)	(460,672.80)	(441,506.80)	(435,699.60)	(438,662.00)	(493,012.80)	(342,417.60)	(397,717.60)	(448,078.40)	(353,928.40)	(463,247.20)	(694,939.00)	(490,035.80)	(\$28,067,488.84)
217 MDX MEDICAL ADMIN- COMPASS	(\$4,673,624.48)	(106,403.70)	(105,225.70)	(105,271.90)	(107,773.40)	(105,244.05)	(105,155.15)	(105,802.50)	(106,242.00)	(104,137.75)	(105,173.35)	(106,464.10)	(107,477.30)	(\$5,943,995.38)
218 Rethink - BH Services	\$0.00	0.00	(88,184.00)	(88,184.00)	(88,184.00)	(88,184.00)	0.00	0.00	(88,184.00)	(88,184.00)	(88,184.00)	(88,184.00)	(88,184.00)	(\$793,656.00)
219 Dependent Eligibility Audit	\$0.00	0.00	(18,304.20)	(9,832.50)	(4,251.25)	0.00	(9,162.75)	0.00	(3,301.25)	0.00	(133,363.20)	0.00	(27,091.24)	(\$205,306.39)
220 Printing & Postage	\$0.00	0.00	0.00	0.00	0.00	0.00	0.00	0.00	0.00	0.00	0.00	0.00	0.00	\$0.00
221 Staywell Admin	\$0.00	0.00	(335,981.65)	0.00	(1,052,668.71)	(828,773.73)	(769,288.33)	0.00	(415,175.49)	(523,561.97)	(469,241.31)	(381,620.72)	(340,536.37)	(\$5,116,848.28)
222 Staywell Claims	\$0.00	0.00	0.00	(675,394.13)	(233,210.88)	0.00	0.00	(191,494.97)	(106,994.00)	0.00	0.00	(842,669.70)	(1,882,012.64)	(\$3,931,776.32)
301 PHARMACY CLAIMS - ESI	(\$1,687,614,318.99)	0.00	0.00	0.00	0.00	0.00	0.00	0.00	0.00	0.00	0.00	0.00	0.00	(\$1,687,614,318.99)
302 EXPRESS SCRIPTS ADMIN FEES	(\$51,308,710.59)	0.00	0.00	0.00	0.00	0.00	0.00	0.00	0.00	0.00	0.00	0.00	0.00	(\$51,308,710.59)
310 PHARMACY CLAIMS- CVS	(\$2,002,765,743.09)	(39,073,828.38)	(39,577,483.22)	(44,286,661.77)	(44,261,410.65)	(41,629,882.17)	(45,239,069.98)	(43,572,781.63)	(43,418,109.91)	(47,596,697.43)	(45,691,159.39)	(47,983,470.35)	(48,568,061.44)	(\$2,533,664,359.41)
311 CVS ADMIN	(\$40,271,341.58)	(858,609.48)	(873,517.58)	(812,672.49)	(622,339.09)	(590,352.96)	(1,014,523.28)	855,082.55	(725,385.95)	(616,170.12)	(628,245.61)	(852,102.48)	(747,610.28)	(\$47,757,788.35)
500 TRANSFERS TO OTHER PLAN YEAR(S)	(\$110,211,028.06)	0.00	0.00	0.00	0.00	0.00	0.00	0.00	0.00	0.00	0.00	0.00	0.00	(\$110,211,028.06)
501 OPERATING TRANSFER/EXP & ADJ	(\$819,487,308.16)	(3,343,983.28)	0.00	0.00	(2,061,136.98)	0.00	(176,160,442.57)	(0.00)	(1,622,193.63)	(84.00)	1,916.00	4,393,795.17	(2,066,859.17)	(\$1,000,346,296.62)
502 Transfer for Clinic Cleaning Services	\$0.00	0.00	(3,494.15)	0.00	(1,277.60)	0.00	(3,832.80)	0.00	0.00	(2,555.20)	(2,555.20)	(1,277.60)	(1,277.60)	(\$16,270.15)
503 Voided/NSF/ Cancelled Check Fees	\$0.00	0.00	0.00	0.00	0.00	0.00	0.00	0.00	0.00	(5.00)	0.00	0.00	(204.83)	(\$209.83)
Total Cash Transactions:	\$458,981,719.46	\$29,125,693.90	\$8,597,962.19	\$2,038,144.61	\$43,165,111.07	\$25,505,156.76	(\$212,855,779.81)	\$66,925,144.87	(\$3,349,334.38)	(\$25,994,892.23)	\$34,026,020.31	(\$29,775,667.44)	(\$34,688,894.48)	\$361,700,384.83

Plan Year Ending Balances as of December 31, 2025							
	**2021	2022	2023	2024	2025	2026	**Ending Balance
101 Premiums	1,663,134,643.50	1,692,653,610.02	1,836,983,680.01	2,124,960,962.79	2,147,089,694.52	448.32	\$9,464,823,039.16
102 HRA Waiver Contribution	46,974,103.33	48,900,472.44	50,895,409.99	52,639,481.97	51,510,473.23	0.00	\$250,919,940.96
110 Investment Income	(163,307.43)	7,523,424.13	16,804,654.92	20,112,139.10	15,322,988.53	0.00	\$59,599,899.25
120 Drus Rebates Escripts	0.00	0.00	0.00	0.00	0.00	0.00	\$0.00
121 Drug Rebates CVS	188,349,854.57	222,874,067.47	280,934,365.78	334,425,392.13	214,273,579.52	0.00	\$1,240,857,259.47
130 TRANSFERS From OTHER PLAN YEAR(S)	390,677,785.44	0.00	0.00	0.00	0.00	0.00	\$390,677,785.44
201 Medical Claims Humana	(2,265,615.94)	0.00	0.00	0.00	0.00	0.00	(\$2,265,615.94)
202 Humana Admin Fees	0.00	0.00	0.00	0.00	0.00	0.00	\$0.00
203 HRA Select Claims Humana	0.00	0.00	0.00	0.00	0.00	0.00	\$0.00
204 HRA Waiver Claims Humana	0.00	0.00	0.00	0.00	0.00	0.00	\$0.00
210 Medical Claims Anthem	(1,245,736,251.29)	(1,236,477,699.98)	(1,309,879,956.44)	(1,442,517,758.61)	(1,392,102,019.77)	0.00	(\$6,626,713,686.09)
211 Carrum Claims	0.00	0.00	0.00	(1,602,117.67)	(1,557,680.99)	0.00	(\$3,159,798.66)
212 Medical Benefit Claims Monitoring	0.00	0.00	0.00	(12,845.93)	(145,368.62)	0.00	(\$158,214.55)
213 HRA Embedded Claims Wage Works	(54,914,291.38)	(56,659,687.18)	(58,320,544.41)	(63,476,010.69)	(58,390,828.81)	0.00	(\$291,761,362.47)
214 HRA Waiver Claims Wage Works	(35,908,539.18)	(35,208,746.87)	(36,387,189.53)	(36,690,243.71)	(34,243,432.60)	0.00	(\$178,438,151.89)
215 Anthem Admin	(39,167,701.31)	(43,234,125.61)	(46,475,437.14)	(44,576,834.10)	(47,861,349.90)	0.00	(\$221,315,448.06)
216 Wage Works Admin	(5,085,605.04)	(5,101,553.10)	(5,173,902.20)	(5,284,660.72)	(4,623,931.17)	0.00	(\$25,269,652.23)
217 MDX Medical Admin Compass	(1,274,538.35)	(1,313,818.56)	(1,363,815.29)	(913,918.16)	(940,544.00)	0.00	(\$5,806,634.36)
218 Rethink - BH Services	(1,058,208.00)	(867,240.00)	(937,904.00)	(937,904.00)	(852,640.00)	0.00	(\$4,653,896.00)
219 Dependent Eligibility Audit	(105,823.23)	(173,572.95)	(99,442.80)	(45,411.20)	(146,025.00)	0.00	(\$570,275.18)
220 Printing & Postage	0.00	0.00	0.00	0.00	0.00	0.00	\$0.00
221 WebMD Admin	(9,440,596.87)	(8,470,863.75)	(7,733,085.61)	(857,232.82)	(790,747.30)	0.00	(\$27,292,526.35)
222 WebMD Claims	(6,085,777.93)	(3,953,105.00)	557,001.23	0.00	0.00	0.00	(\$9,481,881.70)
223 Castlight Admin	0.00	0.00	(1,250,000.01)	(4,999,989.00)	(5,083,766.65)	0.00	(\$11,333,755.66)
224 Castlight Rewards	0.00	0.00	0.00	(11,482,835.00)	(4,998,970.00)	0.00	(\$16,481,805.00)
301 Pharmacy Claims Express Scripts	0.00	0.00	0.00	0.00	0.00	0.00	\$0.00
302 Express Scripts Admin Fees	0.00	0.00	0.00	0.00	0.00	0.00	\$0.00
310 Pharmacy Claims-CVS	(554,851,685.42)	(579,470,385.78)	(724,623,881.47)	(838,243,128.15)	(1,025,620,912.33)	0.00	(\$3,722,809,993.15)
311 CVS ADMIN	(8,580,429.65)	(15,305,743.72)	(18,506,608.67)	(26,224,285.77)	(31,761,894.90)	0.00	(\$100,378,962.71)
312 Pharmacy claims monitoring/audit	0.00	0.00	(416,030.42)	(20,250.00)	0.00	0.00	(\$436,280.42)
500 TRANSFERS To OTHER PLAN YEAR(S)	0.00	0.00	0.00	0.00	0.00	0.00	\$0.00
501 Operating Transfer Exp & Adj	31,725,664.69	(8,009,632.98)	(9,328,796.69)	(9,235,818.79)	(9,493,559.25)	0.00	(\$4,342,143.02)
502 Transfer for Clinic Cleaning Services	(14,053.60)	(14,810.04)	(13,499.15)	(178,425.91)	(17,857.07)	0.00	(\$238,645.77)
503 Voided/NSF/Cancelled Check Fees	(10.00)	(5.00)	0.00	(480.30)	0.00	0.00	(\$495.30)
Ending Balance:	\$356,209,616.91	(\$22,309,416.46)	(\$34,334,981.90)	\$44,837,825.46	(\$190,434,792.56)	\$448.32	\$153,968,699.77

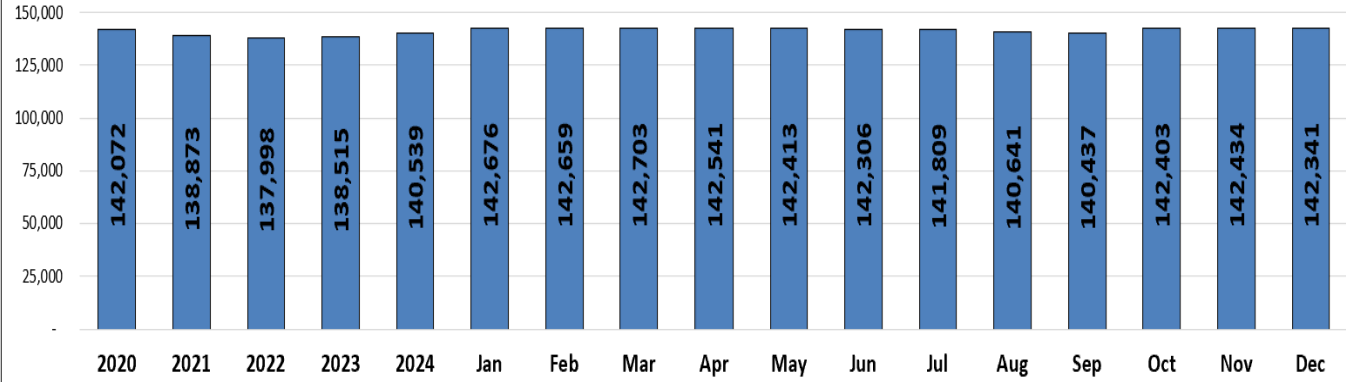
HRA Reserves Fund as of December 31, 2025: \$130,590,041.00
FSA Reserves Fund as of December 31, 2025: \$1,817,093.00
* Ending Balance Net of HRA/FSA Reserves: \$21,561,565.77

* - Ending balance includes assets allocated for HRA (Select and Waiver) and FSA reserves. Beginning with plan year 2016 members are allowed to rollover up to \$500 of unused FSA balance creating the need for additional reserve.

** - Per HB6, as of June 30, 2024, plan year balances for all plan years before 2021 and all subsequent balances from those plan years were transferred to Plan Year 2021.

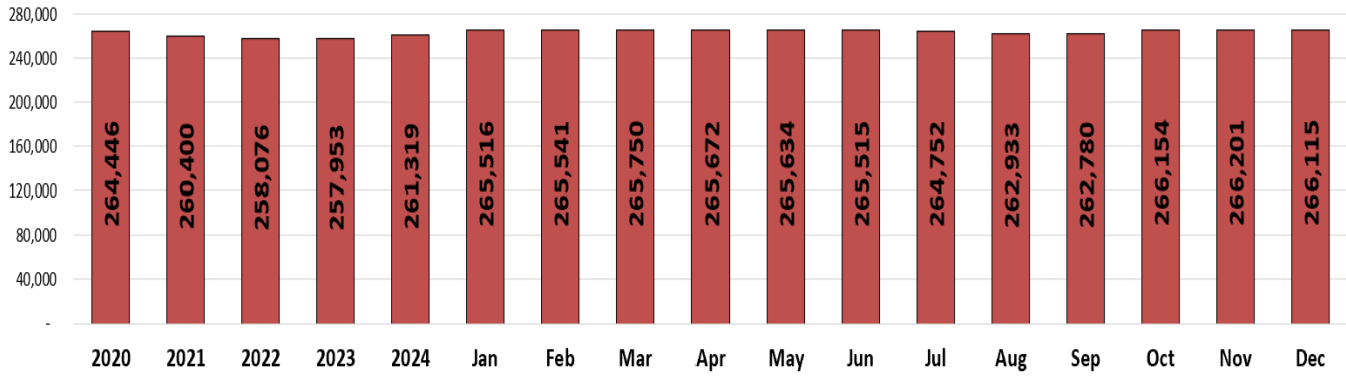
Number of Contracts

for 2020 - 2024 and monthly in 2025



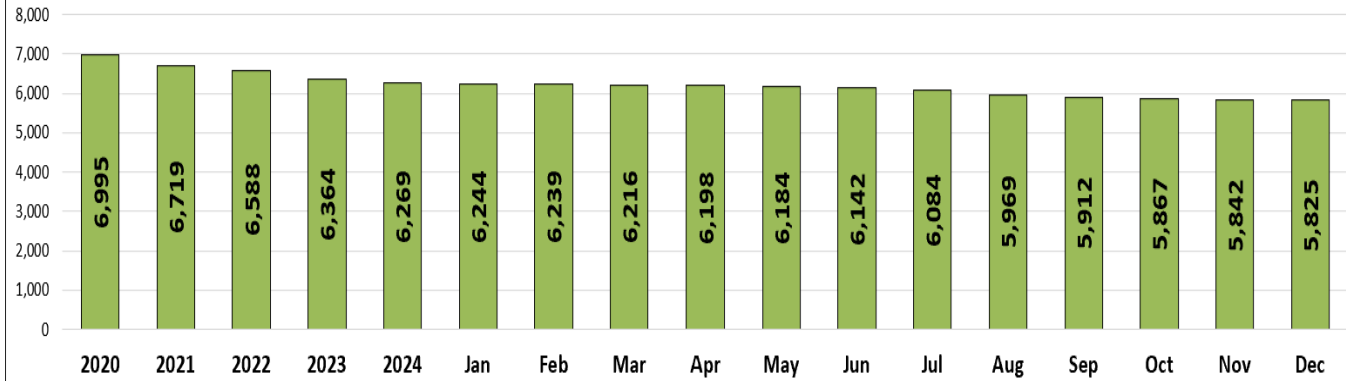
Number of Covered Lives

for 2020 - 2024 and monthly in 2025



Cross-Reference Spouses

for 2020 - 2024 and monthly in 2025



Commonwealth of Kentucky

Kentucky Employees' Health Plan

**Actuarial Reserve Study
December 31, 2025**

**3 Ravinia Dr, 22nd Fl
Atlanta, GA 30346**

February 2026

Commonwealth of Kentucky

TABLE OF CONTENTS

Executive Summary 3

Actuarial Statement of Opinion..... 4

Data and Assumptions..... 5

Methodology 6

Results..... 7

 Exhibit 1: Summary for All Plans 7

 Exhibit 2a: Total (Medical & Pharmacy) 8

 Exhibit 2b: Medical 9

 Exhibit 2c: Pharmacy..... 10

 Exhibit 3: Health Reimbursement Arrangements 11

 Exhibit 4: Rx Rebates 12

 Exhibit 5: Premium Deficiency Reserve 13

EXECUTIVE SUMMARY

Aon has conducted an actuarial valuation of the incurred, but not paid, claims as of December 31, 2025, for the medical and prescription drug benefits provided by Kentucky Employees' Health Plan (KEHP) and administered through Humana and Express Scripts (ESI) prior to 2015. Beginning from 2015, medical and prescription drug benefits are administered through Anthem and Caremark.

The results show a projected total reserve of approximately \$158.0 million. This figure includes \$7.6 million as an explicit provision for adverse experience. Claims that have been processed and paid, and invoiced to KEHP but not yet paid are excluded from these actuarial estimates, though this may represent an additional liability outside the scope of this actuarial review. The estimates provided also exclude unallocated amounts, which are believed to be immaterial to the Plan.

The details of the Unpaid Claim Reserve are shown in separate exhibits for Medical, Pharmacy, CDHP Health Reimbursement Arrangement (HRA) and the Waiver Credit HRA.

The traditional actuarial loss developmental method and Bornhuetter-Ferguson method were the basis of our calculation. The loss development uses historical paid claims information by incurred date. This method is consistent with reserve calculations within the industry, and best reflects the impact on claim payment patterns and accounts for the cyclical nature of the Plan's claims.

In accordance with GASB 10, to the extent that future billed premiums for the 2025 plan year are not sufficient to cover future incurred claims and administrative fees for the 2025 plan year, a "premium deficiency reserve" (PDR) in the amount of the difference should be estimated. As the Commonwealth's plan year end is December 31, 2025, there are no longer any "future" claims, admin fees, or premiums relate to the 2025 plan year. Therefore, there is no estimated premium deficiency reserve as of December 31, 2025.

Also included in this report are the actual Rx rebates paid from January 1, 2022 to September 30, 2025 and the estimated Rx rebate from October 1, 2025 to December 31, 2025.

The results mentioned above are contingent upon future events. Consequently, actual results will differ from projected results. These deviations may be material. KEHP staff should monitor emerging experience and take appropriate actions as required.

**ACTUARIAL CERTIFICATION
STATEMENT OF OPINION**

Aon has been retained by the Commonwealth of Kentucky to study the actuarial reserves for incurred but not paid claims as of December 31, 2025, for the medical and prescription drug benefits provided by Kentucky Employees' Health Plan. I am employed by Aon. I am a Member of the Society of Actuaries and am qualified by education and experience to make the statements of actuarial opinion contained herein.

In performing our reserve study, we have relied upon reports and information provided by Merative, the carriers and The Commonwealth of Kentucky. We have not audited this data beyond general tests for reasonableness. The results are our best estimate of incurred but unpaid claims with explicit margins for adverse deviation. The techniques and methodology used are reasonable and in accordance with generally accepted actuarial principles and practice.



February 18, 2026

LinXia Xiong, FSA, MAAA
Vice President

Date



February 18, 2026

Colleen M. Huber, FSA, MAAA
Senior Vice President

Date

DATA AND ASSUMPTIONS

Commonwealth of Kentucky Medical and Pharmacy benefits are administered through Anthem and Caremark beginning from 2015. Below is all data source we have used:

- Monthly enrollment provided by Merative.
- Transactional and eligibility data was provided by KEHP.
- Medical and Pharmacy claims incurred from January 1, 2022 to December 31, 2025 provided by Anthem and Caremark.

No adjustment for interest was used in this analysis. Anthem and Caremark don't charge administrative fees for processing run-out claims so no administrative fee reserve is required.

METHODOLOGY

The unpaid claim liability (UCL), also called the incurred but not reported (IBNR) reserve, at a specified date is essentially the estimated claims incurred up to that date less the claims that have been (incurred and) paid to that date. Since the incurred and paid claims are known, the UCL is easily determined once the incurred claims have been estimated.

The traditional loss development method uses historical claim payment patterns to develop completion factors that are used to estimate incurred claims. The claims incurred in a given month and paid by the end of the experience period are divided by the completion factor to estimate the incurred claims for that month. The UCL for that month is subsequently determined by subtracting the known incurred and paid claims from the estimated incurred claims. The total UCL is merely the sum of all the appropriate monthly UCL estimates.

This method is relatively easy to understand and is effective when the historical claim payment patterns are deemed to be stable enough to estimate current/future claim payment patterns and when several months of claim payments (run-out) after the incurred month are available. When the run-out for any month is limited, this month is called immature and the associated completion factor is significantly less than one. The resulting incurred claim estimate is unstable. Consequently, a secondary method has traditionally been used to estimate the immature months.

The secondary method for health claims is often an average of historical incurred claims adjusted for claim trend and enrollment between the historical period and the time of interest. One of the shortcomings of this secondary method is that the available claim payment information for the month being estimated is not used. Another problem is that the line of demarcation between mature months and immature months is as much art as science.

The Bornhuetter-Furgeson Method (BFM) addresses both of these issues by blending the loss development method and the secondary method. The BFM uses the available incurred and paid data and the expected UCL developed from the secondary method to estimate incurred claims. This method generally provides a more stable estimate than the pure loss development method, a more responsive estimate than the secondary method, and a reasonable technique for blending the results of both methods.

Using the BFM with claims paid through December 31, 2025, the resulting UCL for December 31, 2025 was approximately \$150.4 million. In addition, an explicit margin for adverse deviation of 5.0% of claims unpaid on December 31, 2025 has been used.

RESULTS

The result of our reserve analysis shows the following components of our December 31, 2025 reserve for the Kentucky Employees' Health Plan. .

Exhibit 1

Kentucky Employees' Health Plan Terminal Liability Calculation as of December 31, 2025				
	Unpaid Claims Liability as of September 30, 2025	Margin (5%)	Administrative Fees for Processing Runout Claims	Total IBNR Reserve (Rounded to Nearest \$1,000)
Medical	\$150,583,154	\$7,529,158	\$0	\$158,112,000
Pharmacy	(\$2,109,161)	\$0	\$0	(\$2,109,000)
CDHP HRA	\$1,069,635	\$53,482	\$0	\$1,123,000
Waiver HRA	\$810,976	\$40,549	\$0	\$852,000
Grand Total	\$150,354,604	\$7,623,188	\$0	\$157,978,000

* Claims that have been processed and paid, and invoiced to KEHP but not yet paid are excluded from these actuarial estimates, though this may represent an additional liability outside the scope of this actuarial review. The estimates provided also exclude unallocated amounts, which are believed to be immaterial to the Plan.

**No administrative fees are required from Anthem or Caremark for processing runout claims.

Exhibit 2a

Kentucky Employees' Health Plan Medical and Pharmacy Terminal Liability Calculation as of December 31, 2025

Month	Enrollment	Estimated Incurred Claims	Completion Factor	Actual Paid	Total Unpaid Claim Reserve
Jan-23	138,657	\$130,137,423	1.000	\$130,137,423	\$0
Feb-23	138,390	\$134,157,633	1.000	\$134,157,633	\$0
Mar-23	138,646	\$162,196,738	1.000	\$162,196,738	\$0
Apr-23	138,642	\$153,896,809	1.000	\$153,896,809	\$0
May-23	138,525	\$168,190,401	1.000	\$168,190,401	\$0
Jun-23	138,392	\$176,555,838	1.000	\$176,555,838	\$0
Jul-23	138,166	\$172,792,488	1.000	\$172,792,488	\$0
Aug-23	137,374	\$182,036,008	1.000	\$182,036,008	\$0
Sep-23	136,796	\$166,398,991	1.000	\$166,398,991	\$0
Oct-23	139,327	\$184,945,312	1.000	\$184,945,312	\$0
Nov-23	139,556	\$189,701,051	1.000	\$189,701,051	\$0
Dec-23	139,704	\$200,544,083	1.000	\$200,544,083	\$0
Jan-24	140,879	\$145,130,425	1.000	\$145,130,425	\$0
Feb-24	140,692	\$156,850,470	1.000	\$156,830,959	\$19,511
Mar-24	140,964	\$168,418,690	1.000	\$168,367,750	\$50,940
Apr-24	140,951	\$178,061,913	0.999	\$177,898,529	\$163,384
May-24	140,811	\$185,407,037	0.999	\$185,196,016	\$211,022
Jun-24	140,567	\$183,198,502	0.999	\$182,985,701	\$212,802
Jul-24	140,025	\$204,268,380	0.998	\$203,961,819	\$306,562
Aug-24	139,110	\$195,326,090	0.999	\$195,055,581	\$270,509
Sep-24	138,863	\$190,625,199	0.999	\$190,340,789	\$284,410
Oct-24	141,061	\$215,153,804	0.998	\$214,764,696	\$389,108
Nov-24	141,094	\$201,844,574	0.997	\$201,332,024	\$512,550
Dec-24	141,445	\$237,428,862	0.996	\$236,538,916	\$889,946
Jan-25	142,676	\$168,951,330	0.995	\$168,170,683	\$780,647
Feb-25	142,659	\$168,480,190	0.995	\$167,596,272	\$883,919
Mar-25	142,703	\$198,979,912	0.993	\$197,608,360	\$1,371,553
Apr-25	142,541	\$204,155,141	0.992	\$202,565,533	\$1,589,608
May-25	142,413	\$213,594,865	0.990	\$211,475,589	\$2,119,276
Jun-25	142,306	\$228,313,780	0.988	\$225,655,059	\$2,658,721
Jul-25	141,809	\$238,415,630	0.984	\$234,577,871	\$3,837,759
Aug-25	140,641	\$224,072,001	0.980	\$219,614,152	\$4,457,850
Sep-25	140,437	\$236,243,126	0.971	\$229,421,177	\$6,821,948
Oct-25	142,403	\$256,311,191	0.954	\$244,476,360	\$11,834,830
Nov-25	142,434	\$228,284,291	0.892	\$203,741,697	\$24,542,594
Dec-25	142,341	\$276,919,643	0.696	\$192,655,098	\$84,264,545
Total		\$6,925,987,822		\$6,777,513,829	\$148,473,993

Exhibit 2b

Kentucky Employees' Health Plan

Medical

Terminal Liability Calculation as of December 31, 2025

Month	Enrollment	Estimated Incurred Claims	Completion Factor	Actual Paid	Total Unpaid Claim Reserve
Jan-23	138,657	\$82,441,419	1.000	\$82,441,419	\$0
Feb-23	138,390	\$86,373,910	1.000	\$86,373,910	\$0
Mar-23	138,646	\$104,980,974	1.000	\$104,980,974	\$0
Apr-23	138,642	\$98,111,164	1.000	\$98,111,164	\$0
May-23	138,525	\$105,935,177	1.000	\$105,935,177	\$0
Jun-23	138,392	\$113,254,399	1.000	\$113,254,399	\$0
Jul-23	138,166	\$111,506,074	1.000	\$111,506,074	\$0
Aug-23	137,374	\$115,319,184	1.000	\$115,319,184	\$0
Sep-23	136,796	\$105,227,181	1.000	\$105,227,181	\$0
Oct-23	139,327	\$116,537,918	1.000	\$116,537,918	\$0
Nov-23	139,556	\$123,380,278	1.000	\$123,380,278	\$0
Dec-23	139,704	\$131,845,224	1.000	\$131,845,224	\$0
Jan-24	140,879	\$89,699,707	1.000	\$89,699,707	\$0
Feb-24	140,692	\$99,666,187	1.000	\$99,647,613	\$18,575
Mar-24	140,964	\$107,703,189	1.000	\$107,653,944	\$49,245
Apr-24	140,951	\$113,297,853	0.999	\$113,137,186	\$160,667
May-24	140,811	\$119,074,702	0.998	\$118,867,235	\$207,468
Jun-24	140,567	\$118,350,943	0.998	\$118,141,073	\$209,871
Jul-24	140,025	\$129,561,724	0.998	\$129,259,711	\$302,013
Aug-24	139,110	\$121,337,589	0.998	\$121,074,503	\$263,085
Sep-24	138,863	\$115,345,071	0.998	\$115,068,740	\$276,331
Oct-24	141,061	\$132,502,006	0.997	\$132,125,486	\$376,520
Nov-24	141,094	\$126,321,012	0.996	\$125,852,208	\$468,804
Dec-24	141,445	\$150,423,397	0.995	\$149,605,843	\$817,553
Jan-25	142,676	\$99,241,850	0.993	\$98,533,057	\$708,793
Feb-25	142,659	\$97,182,878	0.992	\$96,366,603	\$816,275
Mar-25	142,703	\$116,233,438	0.989	\$114,937,525	\$1,295,913
Apr-25	142,541	\$120,530,067	0.987	\$119,005,135	\$1,524,932
May-25	142,413	\$124,817,607	0.984	\$122,763,556	\$2,054,051
Jun-25	142,306	\$135,327,668	0.981	\$132,742,295	\$2,585,373
Jul-25	141,809	\$144,006,685	0.974	\$140,248,348	\$3,758,336
Aug-25	140,641	\$131,807,936	0.967	\$127,429,857	\$4,378,079
Sep-25	140,437	\$138,154,680	0.951	\$131,424,202	\$6,730,478
Oct-25	142,403	\$153,644,836	0.924	\$141,935,059	\$11,709,778
Nov-25	142,434	\$135,858,655	0.820	\$111,377,604	\$24,481,051
Dec-25	142,341	\$166,744,482	0.476	\$79,354,521	\$87,389,961
Total		\$4,281,747,065		\$4,131,163,911	\$150,583,154

Exhibit 2c

Kentucky Employees' Health Plan

Pharmacy

Terminal Liability Calculation as of December 31, 2025

Month	Enrollment	Estimated Incurred Claims	Completion Factor	Actual Paid	Total Unpaid Claim Reserve
Jan-23	138,657	\$47,696,004	1.000	\$47,696,004	\$0
Feb-23	138,390	\$47,783,724	1.000	\$47,783,724	\$0
Mar-23	138,646	\$57,215,764	1.000	\$57,215,764	\$0
Apr-23	138,642	\$55,785,645	1.000	\$55,785,645	\$0
May-23	138,525	\$62,255,223	1.000	\$62,255,223	\$0
Jun-23	138,392	\$63,301,440	1.000	\$63,301,440	\$0
Jul-23	138,166	\$61,286,414	1.000	\$61,286,414	\$0
Aug-23	137,374	\$66,716,824	1.000	\$66,716,824	\$0
Sep-23	136,796	\$61,171,810	1.000	\$61,171,810	\$0
Oct-23	139,327	\$68,407,394	1.000	\$68,407,394	\$0
Nov-23	139,556	\$66,320,773	1.000	\$66,320,773	\$0
Dec-23	139,704	\$68,698,859	1.000	\$68,698,859	\$0
Jan-24	140,879	\$55,430,718	1.000	\$55,430,718	\$0
Feb-24	140,692	\$57,184,283	1.000	\$57,183,346	\$937
Mar-24	140,964	\$60,715,501	1.000	\$60,713,806	\$1,695
Apr-24	140,951	\$64,764,059	1.000	\$64,761,343	\$2,717
May-24	140,811	\$66,332,335	1.000	\$66,328,781	\$3,554
Jun-24	140,567	\$64,847,559	1.000	\$64,844,628	\$2,931
Jul-24	140,025	\$74,706,657	1.000	\$74,702,108	\$4,548
Aug-24	139,110	\$73,988,502	1.000	\$73,981,078	\$7,424
Sep-24	138,863	\$75,280,128	1.000	\$75,272,049	\$8,079
Oct-24	141,061	\$82,651,798	1.000	\$82,639,211	\$12,588
Nov-24	141,094	\$75,523,562	0.999	\$75,479,816	\$43,746
Dec-24	141,445	\$87,005,465	0.999	\$86,933,073	\$72,393
Jan-25	142,676	\$69,709,480	0.999	\$69,637,625	\$71,854
Feb-25	142,659	\$71,297,313	0.999	\$71,229,669	\$67,644
Mar-25	142,703	\$82,746,474	0.999	\$82,670,835	\$75,640
Apr-25	142,541	\$83,625,074	0.999	\$83,560,398	\$64,676
May-25	142,413	\$88,777,258	0.999	\$88,712,033	\$65,225
Jun-25	142,306	\$92,986,112	0.999	\$92,912,764	\$73,348
Jul-25	141,809	\$94,408,945	0.999	\$94,329,523	\$79,422
Aug-25	140,641	\$92,264,065	0.999	\$92,184,295	\$79,770
Sep-25	140,437	\$98,088,445	0.999	\$97,996,975	\$91,470
Oct-25	142,403	\$102,666,354	0.999	\$102,541,302	\$125,053
Nov-25	142,434	\$92,425,636	0.999	\$92,364,093	\$61,543
Dec-25	142,341	\$110,175,161	1.028	\$113,300,577	(\$3,125,416)
Total		\$2,644,240,758		\$2,646,349,918	(\$2,109,161)

Exhibit 3

Kentucky Employees' Health Plan Terminal Liability Calculation as of December 31, 2025

Health Reimbursement Arrangements

CDHP HRA				
Period	Paid To Date	Completion Factor	Total Incurred	Unpaid Claim Reserve
Jan-Mar 2022	\$17,814,652	100.0%	\$17,814,652	\$0
Apr-Jun 2022	\$16,172,890	100.0%	\$16,172,890	\$0
Jul-Sep 2022	\$11,828,495	100.0%	\$11,828,495	\$0
Oct-Dec 2022	\$10,843,649	100.0%	\$10,843,649	\$0
Jan-Mar 2023	\$19,185,142	100.0%	\$19,185,142	\$0
Apr-Jun 2023	\$15,826,811	100.0%	\$15,826,811	\$0
Jul-Sep 2023	\$11,863,077	100.0%	\$11,863,077	\$0
Oct-Dec 2023	\$11,445,514	100.0%	\$11,445,514	\$0
Jan-Mar 2024	\$20,474,966	100.0%	\$20,474,966	\$0
Apr-Jun 2024	\$18,695,382	100.0%	\$18,695,382	\$0
Jul-Sep 2024	\$13,436,759	100.0%	\$13,436,759	\$0
Oct-Dec 2024	\$10,868,903	100.0%	\$10,868,903	\$0
Jan-Mar 2025	\$20,766,307	99.7%	\$20,821,428	\$55,121
Apr-Jun 2025	\$16,355,550	99.3%	\$16,464,917	\$109,367
Jul-Sep 2025	\$11,657,724	98.5%	\$11,829,703	\$171,979
Oct-Dec 2025	\$9,611,247	92.9%	\$10,344,415	\$733,168
Total	\$236,847,071		\$237,916,706	\$1,069,635

Waiver HRA				
Plan Year	Paid To Date	Completion Factor	Total Incurred	Unpaid Claim Reserve
2022	\$35,208,747	100.0%	\$35,208,747	\$0
2023	\$36,387,190	100.0%	\$36,387,190	\$0
2024	\$36,690,244	100.0%	\$36,690,244	\$0
2025	\$34,243,433	97.7%	\$35,054,408	\$810,976
Total	\$142,529,613		\$143,340,588	\$810,976

Exhibit 4

Kentucky Employees' Health Plan Rx Rebates as of December 31, 2025

Plan Year	Rebate Amount		
	Accounting	Incurred	
Q1 2022	\$46,693,187	\$52,280,922	Actual/Estimate
Q2 2022	\$52,280,271	\$55,232,468	Actual/Estimate
Q3 2022	\$56,253,088	\$57,814,151	Actual/Estimate
Q4 2022	\$67,647,522	\$57,357,725	Actual/Estimate
Q1 2023	\$57,552,152	\$64,503,311	Actual/Estimate
Q2 2023	\$65,764,561	\$74,298,697	Actual/Estimate
Q3 2023	\$69,736,334	\$79,685,180	Actual/Estimate
Q4 2023	\$87,881,319	\$81,816,515	Actual/Estimate
Q1 2024	\$75,303,265	\$83,115,712	Actual/Estimate
Q2 2024	\$74,252,427	\$92,841,057	Actual/Estimate
Q3 2024	\$79,150,447	\$101,411,823	Actual/Estimate
Q4 2024	\$105,719,252	\$107,502,997	Actual/Estimate
Q1 2025	\$103,338,732	\$104,419,568	Actual/Estimate
Q2 2025	\$110,374,747	\$115,239,371	Actual/Estimate
Q3 2025	\$108,536,646	\$116,333,378	Actual/Estimate
Q4 2025	\$117,662,536	\$117,662,536	Estimate/ Estimate

Exhibit 5

Kentucky Employees' Health Plan Premium Deficiency Reserve as of December 31, 2025

Calculation of the Premium Deficiency Reserve	
(figures in \$millions)	
Revenue	
Medical and Pharmacy Premiums	\$2,152.3
HRA Waiver Premiums	\$51.7
Interest Income	\$15.3
Pharmacy Rebates	\$439.9
Total Revenue (a)	\$2,659.2
Expenses	
Medical and Pharmacy Claims	\$2,658.8
Administrative Fees (Medical & Pharmacy)	\$110.5
Operating Expenses/ERRP	\$9.5
HRA (waiver & select) Claims	\$95.0
Total Expenses (b)	\$2,873.8
Net Gain/(Loss) (a) - (b)	(\$214.6)

* As of December 31, 2025, there are no longer any “future” claims, admin fees, or premiums relate to the 2025 plan year. Therefore, there is no estimated premium deficiency reserve as of December 31, 2025. Above is the revenue and expenses experience of plan year 2025

Anthem clinical update

Total Health, Total You (THTY)



Kentucky Employees' Health Plan (KEHP) Report for: January 1, 2025 – December 31, 2025

This report provides an overview of the KEHP's key demographic data elements, THTY participant engagement, Utilization Management, and MyHealth Advantage activity during the reporting period.

Demographics	Current
Average number of members	265,617
Average population age	37

Clinical programs	Total identified	Engaged	% Engaged
Chronic/Critical Case Management*	32,052	11,227	35.0%
Non-critical Case Management	27,562	918	3.3%
Behavioral Health	3,603	739	20.5%
Building Healthy Families	423	33	7.8%

*THTY creates engagement metric data differentiation based on the severity of the case.

Enrollments	
Diabetes Prevention Program (DPP)	2,426

Utilization Management	Authorization requests	Approval rate
Inpatient	21,609	96.51%
Outpatient	97,869	91.30%
Total	119,478	92.25%

MyHealth Advantage	Total eligible	Notes generated	Total alerts	Gaps in care alerts	Preventive alerts
Total	287,341	66,797	262,247	141,561	120,686

- Anthem Blue Cross and Blue Shield (Anthem) works with the KEHP to integrate health by innovation.** This holistic model offers care which focuses on improving health and promoting physical, emotional, mental, and financial well-being for the KEHP membership.
- Behavioral Health Clinical Care Management programs:** Provide outreach, support, and guidance for members with complex behavioral health conditions. The Behavioral team may also collaborate with Personal Health Consultants to ensure continuity of medical and mental health needs.
- Building Healthy Families:** A maternity program to provide assistance beyond pregnancy and postpartum. The program will provide personalized, on-demand health support for a growing family. As parents prepare for a new baby, navigate postpartum, and raise a family, they will have the resources needed to thrive.
- Diabetes Prevention Program (DPP):** DPP is a lifestyle change program available to members and their dependents identified with pre-diabetes or with a high risk of developing diabetes.
- MyHealth Advantage:** An early-risk management program that is designed to help improve members' compliance with evidence-based care recommendations. The program provides personalized information via MyHealth Note, which empowers members to take greater control of their health and healthcare decision-making.
- THTY:** Personalized whole health that targets 100% of the population. THTY is a clinical risk model that incorporates clinical, financial, and behavioral attributes, and the associated opportunity for health and cost impacts to prioritize members for outreach and condition management.
- Utilization Management:** Preauthorization is required for nonemergency hospital admissions, inpatient services, and select outpatient services. This chart shows the requested authorizations and percentage approved.

The Commonwealth of Kentucky (KEHP)

Contract Period: 1/1/2025 - 12/31/2025

	<i>Qtr 1</i>			<i>Qtr 2</i>			<i>Qtr 3</i>			<i>Qtr 4</i>			<i>Quarterly Contract Results</i>								
	Jan	Feb	Mar	Apr	May	Jun	Jul	Aug	Sep	Oct	Nov	Dec	<i>Qtr 1</i>	<i>Qtr 2</i>	<i>Qtr 3</i>	<i>Qtr 4</i>	<i>YTD</i>				
Claim Timeliness 14 Days																	Goal: 92.00%				
Performance	98.10%	97.29%	96.28%	98.20%	98.12%	97.92%	97.11%	96.87%	96.50%	97.78%	97.06%	96.15%	97.18%	98.08%	96.83%	97.01%	97.27%				
Goal Var.	6.10%	5.29%	4.28%	6.20%	6.12%	5.92%	5.11%	4.87%	4.50%	5.78%	5.06%	4.15%	5.18%	6.08%	4.83%	5.01%	5.27%				
PG Status													Met	Met	Met	Met	Met				
Claim Timeliness 30 Days																	Goal: 98.00%				
Performance	99.78%	99.77%	99.84%	99.57%	99.50%	99.42%	98.97%	98.96%	98.82%	99.85%	99.56%	98.86%	99.80%	99.50%	98.92%	99.42%	99.41%				
Goal Var.	1.78%	1.77%	1.84%	1.57%	1.50%	1.42%	0.97%	0.96%	0.82%	1.85%	1.56%	0.86%	1.80%	1.50%	0.92%	1.42%	1.41%				
PG Status													Met	Met	Met	Met	Met				
Claim Adjustment Inventory 30 Days																	Goal: 5.00%				
Performance	3.73%	4.03%	2.67%	2.61%	2.85%	1.60%	1.83%	1.87%	1.50%	6.39%	6.82%	4.72%	3.35%	2.32%	1.68%	5.99%	4.27%				
Goal Var.	-1.27%	-0.97%	-2.33%	-2.39%	-2.15%	-3.40%	-3.17%	-3.13%	-3.50%	1.39%	1.82%	-0.28%	-1.65%	-2.68%	-3.32%	0.99%	-0.73%				
PG Status										Missed	Missed		Met	Met	Met	Missed	Met				
Claim Financial Accuracy																	Goal: 99.20%				
Performance	99.96%	99.67%	97.75%	99.47%	98.93%	98.63%	99.11%	99.93%	100.00%	100.00%	100.00%	99.99%	99.23%	99.01%	99.66%	100.00%	99.52%				
Goal Var.	0.76%	0.47%	-1.45%	0.27%	-0.27%	-0.57%	-0.09%	0.73%	0.80%	0.80%	0.80%	0.79%	0.03%	-0.19%	0.46%	0.80%	0.32%				
PG Status			Missed		Missed	Missed	Missed						Met	Missed	Met	Met	Met				
Claim Overall Accuracy																	Goal: 95.50%				
Performance	97.14%	99.31%	99.89%	99.96%	99.93%	96.27%	99.78%	99.95%	99.99%	96.09%	99.97%	99.93%	98.52%	98.67%	99.90%	98.67%	98.95%				
Goal Var.	1.64%	3.81%	4.39%	4.46%	4.43%	0.77%	4.28%	4.45%	4.49%	0.59%	4.47%	4.43%	3.02%	3.17%	4.40%	3.17%	3.45%				
PG Status													Met	Met	Met	Met	Met				

	<i>Qtr 1</i>			<i>Qtr 2</i>			<i>Qtr 3</i>			<i>Qtr 4</i>			<i>Quarterly Contract Results</i>								
	Jan	Feb	Mar	Apr	May	Jun	Jul	Aug	Sep	Oct	Nov	Dec	<i>Qtr 1</i>	<i>Qtr 2</i>	<i>Qtr 3</i>	<i>Qtr 4</i>	<i>YTD</i>				
<i>Inq Acknowledgement (Email) 2 Bus day</i>																	<i>Goal: 90.00%</i>				
Performance	100.00%	100.00%	100.00%	100.00%	100.00%	100.00%	100.00%	100.00%	100.00%	100.00%	100.00%	100.00%	100.00%	100.00%	100.00%	100.00%	100.00%				
Goal Var.	10.00%	10.00%	10.00%	10.00%	10.00%	10.00%	10.00%	10.00%	10.00%	10.00%	10.00%	10.00%	10.00%	10.00%	10.00%	10.00%	10.00%				
PG Status													Met	Met	Met	Met	Met				
<i>Inq Timeliness (Phone & Chat) 2 Bus Days</i>																	<i>Goal: 85.00%</i>				
Performance	97.93%	97.16%	96.97%	96.51%	97.11%	98.03%	97.90%	97.92%	98.12%	97.75%	97.48%	97.46%	97.40%	97.22%	97.97%	97.58%	97.54%				
Goal Var.	12.93%	12.16%	11.97%	11.51%	12.11%	13.03%	12.90%	12.92%	13.12%	12.75%	12.48%	12.46%	12.40%	12.22%	12.97%	12.58%	12.54%				
PG Status													Met	Met	Met	Met	Met				
<i>Inq Timeliness (Phone & Chat) 7 Bus Days</i>																	<i>Goal: 90.00%</i>				
Performance	99.51%	99.25%	99.29%	99.19%	99.10%	99.50%	99.73%	99.63%	99.66%	99.50%	99.43%	99.44%	99.36%	99.27%	99.68%	99.46%	99.44%				
Goal Var.	9.51%	9.25%	9.29%	9.19%	9.10%	9.50%	9.73%	9.63%	9.66%	9.50%	9.43%	9.44%	9.36%	9.27%	9.68%	9.46%	9.44%				
PG Status													Met	Met	Met	Met	Met				
<i>First Call Resolution</i>																	<i>Goal: 90.00%</i>				
Performance	97.68%	97.26%	97.30%	97.78%	97.40%	97.73%	97.83%	97.31%	97.87%	97.90%	97.63%	97.94%	97.43%	97.65%	97.69%	97.84%	97.64%				
Goal Var.	7.68%	7.26%	7.30%	7.78%	7.40%	7.73%	7.83%	7.31%	7.87%	7.90%	7.63%	7.94%	7.43%	7.65%	7.69%	7.84%	7.64%				
PG Status													Met	Met	Met	Met	Met				
<i>ASA</i>																	<i>Goal: 30.00</i>				
Performance	3.62	9.10	7.37	15.78	13.05	10.36	9.90	7.35	4.35	7.86	4.39	6.15	6.47	13.12	7.33	6.34	8.30				
Goal Var.	-26.38	-20.90	-22.63	-14.22	-16.95	-19.64	-20.10	-22.65	-25.65	-22.14	-25.61	-23.85	-23.53	-16.88	-22.67	-23.66	-21.70				
PG Status													Met	Met	Met	Met	Met				
<i>Call Abandonment Rate</i>																	<i>Goal: 2.00%</i>				
Performance	0.10%	0.24%	0.15%	0.28%	0.34%	0.23%	0.17%	0.32%	0.09%	0.77%	0.77%	0.12%	0.16%	0.28%	0.19%	0.56%	0.29%				
Goal Var.	-1.90%	-1.76%	-1.85%	-1.72%	-1.66%	-1.77%	-1.83%	-1.68%	-1.91%	-1.23%	-1.23%	-1.88%	-1.84%	-1.72%	-1.81%	-1.44%	-1.71%				
PG Status													Met	Met	Met	Met	Met				
<i>Call Quality</i>																	<i>Goal: 95.00%</i>				
Performance	97.91%	98.55%	97.96%	97.81%	98.71%	98.38%	98.08%	98.09%	98.59%	98.24%	99.05%	98.57%	98.14%	98.28%	98.25%	98.58%	98.32%				
Goal Var.	2.91%	3.55%	2.96%	2.81%	3.71%	3.38%	3.08%	3.09%	3.59%	3.24%	4.05%	3.57%	3.14%	3.28%	3.25%	3.58%	3.32%				
PG Status													Met	Met	Met	Met	Met				



Performance Guarantees Tracking & Reporting

Commonwealth of Kentucky

For period ending: 12/31/2025

Guarantees	Target	Thrsh	Q1: Jan - Mar	Q2: Apr - Jun	Q3: Jul - Sep	Q4: Oct - Dec	Year	Penalty Unit	Actual Penalty
01 c . Retail Network Pharmacy Access - Nationwide	Greater Than or Equal To 5.0 Mile(s)	95 Thr	F1	F1	F1	F1	100	15,000. Dollar Per PG	
02 w c . Paper Claims Turnaround Time - Clean	Less than or Equal to 5 Business Day(s)	95 Tgt	2	2	2	1	F2	11,250. Dollar Per PG	
03 c . Mail Turnaround Time - Clean	Greater Than or Equal To 2 Business Day(s)	95 Thr	99	99	98	98	F2	11,250. Dollar Per PG	
04 c . Mail TAT			Met	Met	Met	Met	F2	11,250. Dollar Per PG	
04a c . Mail Turnaround Time - Non Clean	Greater Than or Equal To 5 Business Day(s)	97 Thr	99	99	100	99	F2	Dollar Per PG	
04b w . Mail Turnaround Time - Non Clean - 2	Less than or Equal to 5 Business Day(s)	100 Tgt	1	1	1	1	F2	Dollar Per PG	
05 c . Mail Service Accuracy - Non Std	Greater Than or Equal To 99.99 %		100	99.99	100	100	F2	11,250. Dollar Per PG	
06 c . Electronic Claims Processing Accuracy (PBM)	Greater Than or Equal To 99.95 %		100	100	100	100	F2	11,250. Dollar Per PG	
07 c . Telephone Speed of Answer			Met	Met	Met	Met	F2	37,500. Dollar Per PG	
07a w c . Telephone Average Live Voice Answer	Less than or Equal to 25 Sec(s)		2	3	15	19	F2	Dollar Per PG	
07b c . Telephone Speed of Answer - TSF	Greater Than or Equal To 30 Sec(s)	85 Thr	99	99	89	87	F2	Dollar Per PG	
08 c . Telephone Abandonment Rate - Live Voice	Less than or Equal to 3 %	15 Tgt	0	0	0	0	F2	18,750. Dollar Per PG	
09 c . First Call Resolution	Greater Than or Equal To 95 %		99	99	99	99	F2	37,500. Dollar Per PG	
10a c . Written Inquiry - 1	Greater Than or Equal To 5 Business Day(s)	97 Thr	100	100	100	100	F2	5,625. Dollar Per PG	



Performance Guarantees Tracking & Reporting

Commonwealth of Kentucky

For period ending: 12/31/2025

Guarantees	Target	Thrsh	Q1: Jan - Mar	Q2: Apr - Jun	Q3: Jul - Sep	Q4: Oct - Dec	Year	Penalty Unit	Actual Penalty
10b c . Written Inquiry - 2	Equal to 10 Business Day(s)	100 Thr	100	100	100	100	F2	5,625. Dollar Per PG	
11 c . Customer Satisfaction	Greater Than or Equal To 93 %	Tgt	F1	F1	F1	F1	96	150,000. Dollar Per PG	
12 c . Plan Design Update	Equal to 100 %	Tgt	F1	F1	F1	F1	Met	75,000. Dollar Per PG	
13 c . Annual Reviews	Equal to 100 %	Tgt	F1	F1	F1	F1	Met	45,000. Dollar Per PG	
14 c . Account Management Satisfaction	Greater Than or Equal To 4 Rating	Tgt	F1	F1	F1	F1	4	150,000. Dollar Per PG	
15 c . Standard Reporting	Less than or Equal to 30 Day(s)	Tgt	Met	Met	Met	Met	F2	11,250. Dollar Per PG	
16 c . Eligibility Load Accuracy	Greater Than or Equal To 98 %	Tgt	N/A	N/A	N/A	N/A	F2	37,500. Dollar Per PG	
17 c . Eligibility Updates	Equal to 2 Business Day(s)	100 Thr	N/A	N/A	N/A	N/A	F2	15,000. Dollar Per PG	
18 c . Account Management - Meetings	Equal to 100 %	Tgt	Met	Met	Met	Met	F2	18,750. Dollar Per PG	
19 c . ID Cards - Ongoing	Greater Than or Equal To 4 Business Day(s)	98 Thr	100	100	100	100	F2	11,250. Dollar Per PG	



Performance Guarantees Tracking & Reporting

Commonwealth of Kentucky

For period ending: 12/31/2025

Guarantees	Target	Thrsh	Q1: Jan - Mar	Q2: Apr - Jun	Q3: Jul - Sep	Q4: Oct - Dec	Year	Penalty Unit	Actual Penalty
------------	--------	-------	---------------	---------------	---------------	---------------	------	--------------	----------------

Penalty Sum:

Paid Sum:

Net Due:

Footnotes:

F1: Quarterly stat not applicable to specific guarantee

F2: Annual stat not applicable to specific guarantee

F3: Stat not applicable to contract years 2 and beyond

c = Client Specific Guarantee

cl = Coalition Specific Guarantee (also indicates TPA or healthplan specific guarantee)

L = Guarantee covers all lines of business

t = Tiered Penalty w = Weighted Average

Measurement Basis: Tgt = Target Thr = Threshold

NOTE: Met = Performance Guarantee Achieved

NOTE: N/A = Results are reported as N/A when no activity occurred for that particular PG

NOTE: Payment due by Thirty (30) days after End of Cnt Yr Rpt Crd Sub via ACH

(C)2015 CVS/caremark. All Rights Reserved.
 106-34332b 050115

CONFIDENTIAL - For Client and CVS/caremark Use Only

Monthly, Quarterly and Semi-annual data are unaudited statistics and are subject to change at year end.

Commonwealth of Kentucky Performance Guarantee Summary: 1/1/2025 – 12/31/2025

Client	Category	Description	Dollars at Risk	Target	Result
Commonwealth of Kentucky	Survey of Commonwealth DEI Team	<p>WebMD shall Achieve an overall satisfaction rating of at least ninety percent (90%) from the Commonwealth Staff who interact with WebMD on a regular basis. At least three (3) Commonwealth Staff must respond fully to the survey for this PG to be effective.</p> <p>Using an approved standard survey with a 5-point response scale, "satisfied" is defined as the sum of the "top two box" responses, divided by the number of responses excluding; neutral responses.</p>	\$10,000	90%	100% very satisfied

Commonwealth of Kentucky Performance Guarantee Summary: 1/1/2025 – 12/31/2025

Commonwealth of Kentucky	Accuracy of Billing and Substantiation	<p>WebMD shall submit timely and accurate invoices including adequate support documentation to substantiate all billed costs. Invoices shall be submitted monthly by the fifteenth (15th) day of the month following the month of service. As an example, service performed in May 2025 would be invoiced by June 15, 2025. Supporting documentation includes, but is not limited to, any receipts or other substantiation as required in this Exhibit I. Invoices shall be free from incorrect, duplicate, and unsubstantiated charges.</p>	<p>2% of the total of the inaccurate or unsubstantiated invoice. 100% of invoices submitted by WebMD will be accurate and meet the standard of this PG in 2025. The fees at risk shall be assessed by the Commonwealth at the time of payment of such invoice</p>	100%	No issues reported in 2025
--------------------------	--	--	---	------	----------------------------